

**THE UNITED REPUBLIC OF TANZANIA
MINISTRY OF HEALTH**



**PROPOSED CONSTRUCTION OF VARIOUS BUILDINGS TO BE
BUILT AT UKEREWE REGIONAL REFERRAL HOSPITAL IN
MWANZA REGION – PROCUREMENT UNDER TANZANIA COVID-19
SOCIAL ECONOMIC RECOVER PLAN (TCRP)**

Between

**PERMANENT SECRETARY,
MINISTRY OF HEALTH,
P.O.BOX 743,
40478 DODOMA**

and

**M/s SUMAJKT CONSTRUCTION COMPANY LIMITED-LAKE ZONE
P.O. BOX 2984
MWANZA**

CONTRACT NO MOH/2021-2022/HQ/W/25

APRIL, 2022

Form of Contract

This Contract, made the day of 2022 between the PERMANENT SECRETARY, MINISTRY OF HEALTH of P.O. Box 743 DODOMA (hereinafter called "the Employer") and SUMA JKT of P.O Box 2984 MWANZA. (Hereinafter called "the Contractor") of the other part.

2. Whereas the Employer is desirous that the Contractor execute TENDER No ME/007/2021-2022/HQ/W/20 PROPOSED CONSTRUCTION OF VARIOUS BUILDINGS TO BE BUILT AT UKEREWE REGIONAL REFERRAL HOSPITAL IN MWANZA REGION- PROCUREMENT UNDER; TANZANIA COVID 19 SOCIAL ECONOMIC RECOVER PLAN (TCRP) (hereinafter called "the Works") and the Employer has accepted the Tender by the Contractor for the execution and completion of such works and the remedying of any defects therein in the sum of TZS Two Billion Six Hundred Ninety-Nine Million Nine Hundred Ninety-Nine Thousand Ninety-Eight and Three Hundred Three Cents. (2,699,999,098.303) VAT Inclusive this amount is for Phase one.(hereinafter called "Contract Price").


Now this Agreement witnesses as follows:

1. In this Agreement, words and expressions shall have the same meanings as are respectively assigned to them in the Conditions of Contract hereinafter referred to, and they shall be deemed to form and be read and construed as part of this Agreement.
2. The following documents attached hereto shall be deemed to form an integral part of this Contract:
 - i. Form of Contract
 - ii. Form of Tender
 - iii. Special Condition of Contract
 - iv. General Condition of Contract
 - v. Letter of Notification to award
 - vi. Letter of Acceptance
 - vii. Negotiation minutes
 - viii. Priced Bill of Quantities
 - ix. Drawings.

3. All the aforesaid documents are hereinafter referred to as "the Contract" and shall be taken as complementary and mutually explanatory of one another but in case of ambiguities or discrepancies shall take precedence in the order set out above.
4. In consideration of the payments to be made by the Employer to the Contractor as hereinafter mentioned, the Contractor hereby covenants with the Employer to execute and complete the Works and remedy any defects therein in conformity in all respects with the provisions of the Contract.
5. the Employer hereby covenants to pay the Contractor in consideration of the execution and completion of the Works and the remedying of defects wherein the Contract Price or such other sum **TZS Two Billion Six Hundred Ninety-Nine Million Nine Hundred Ninety-Nine Thousand Ninety-Eight and Three Hundred Three Cents. (2,699,999,098.303) VAT Inclusive** this amount is for **Phase one**. As may become payable under the provisions of the Contract at the times and in the manner prescribed by the Contract.

IN WITNESS whereof the parties thereto have caused this Contract to be executed the day and year first before written.


For and on behalf of the Ministry of Health

.....


Signature of Authorized representative

Name... PROF. ABEL N. MAKWISI

Occupation... PERMANENT SECRETARY



In the presence of

Signature.....


Name... Issa Makwisi

Occupation... Legal Officer

For and on behalf of Messrs SUMA JKT CONSTRUCTION COMPANY LTD


.....


Signature of Authorized representative

Name... Eng. Fabian Buberwa (P.Eng)

Occupation... Zonal Manager

In the presence of

Signature.....


Name... Maj Hamadi Matata

Occupation... Zonal Operational Manager



FORM OF TENDER

Form of Tender

FEBRUARY 2022

**MINISTRY OF HEALTH
P.O. BOX 743,
DODOMA. TANZANIA.**

We offer to execute the **PROPOSED CONSTRUCTION OF VARIOUS BUILDINGS TO BE BUILT AT UKEREWE REGIONAL REFERRAL HOSPITAL IN MWANZA REGION. TENDER NO.....**

in accordance with the conditions of contract accompanying this Tender for the contract price of TShs. 11,223,694,796.70

.....ELEVEN BILLION TWO HUNDRED SIXTY-THREE MILLION
.....SIX HUNDRED NINETY-FOUR THOUSAND SEVEN HUNDRED
.....NINETY-SIX AND SEVENTY CENT.....

The contract period of **18 Months.**

The contract shall be paid in the following currencies:

Currency	Percentage payable in currency	Rate of exchange: one equals	Inputs for which foreign currency is required
(a)			
(b)			

The advance payment required is: 2 5%

Amount	Currency
(a) 2,815,923,699.18	TSH
(b)	


We accept the appointment of National Construction Council (NCC) as the adjudicator.

We are not participating, as Tenders in more than one Tender in this tendering process other than alternative Tenders in accordance with the Tendering documents.


Our firm, its affiliates or subsidiaries, including any subcontractors or suppliers for any part of the contract has not been declared ineligible by the Government of the United Republic of Tanzania under Tanzania's laws or official regulations.

This tender and your written acceptance of it shall constitute a binding contract between us

We understand that you are not bound to accept the lowest or any tender you receive.



We hereby confirm that this tender complies with the tender validity and tender security required by the tendering documents and specified in the Tender Data Sheet.

Authorized Signature: 

Name and Title of Signatory: **PENG FABIAN EMMANUEL BUBERWA**

Name of Tenderer: **SUMAJKT CONSTRUCTION COMPANY LTD**

Address: **P.O .BOX 2984 MWANZA**



SPECIAL CONDITIONS OF CONTRACT

Special Conditions of Contract
Instructions for completing the Special Conditions of Contract

The following Special Conditions of Contract shall supplement the General editions of Contract. Whenever there is a conflict, the provisions herein shall prevail over those in the General Conditions of Contract. Except where otherwise indicated, all special Conditions of Contract should be filled in by the Employer prior to issuance of the Tendering Documents. Schedules and reports to be provided by Employer should be annexed.

SCC Clause	GCC Clause	Description
1.	1.1	<p>Defects liability Period will be 365 days</p> <p>The Employer is</p> <p>Ministry of Health</p> <p>P. O. Box 743,</p> <p>40478 Dodoma,</p> <p>Electronic mail address: ps@afya.go.tz</p> <p style="padding-left: 40px;">1. The name and identification number of the Contract is MOHCDGEC/2021/2022/HQ/W/25</p> <p>The Commencement Date shall be Seven days within site possession</p> <p>The Intended Completion Date for the whole of the Works shall be 6 months after signing of contract</p> <p>The Site is located at UKEREWE - MWANZA And is defined in drawings.</p>

2	2.2	Indicate whether sectional completion is specified <i>"NOT Specified"</i>
3	2.3	List other documents that form part of the contract if any: i. Form of Contract ii. Form of Tender iii. Special Condition of Contract iv. General Condition of Contract v. Letter of Notification to award vi. Letter of Acceptance vii. Negotiation minutes viii. Priced Bill of Quantities ix. Drawings.
4	4.1	The language of the Contract documents is English The law that applies to the Contract is the Laws of Tanzania
5	7.1	Address for communication Employer's: Ministry of Health Government City, P.O. Box 743, 40478 Dodoma. Contractor's SUMA JKT CONSTRUCTION COMPANY LTD-LAKE ZONE P.O Box 2984 MWANZA.
6	12.1	Include the Schedule of Key Personnel i. Site Agent ii. Assistance Site Agent iii. Foreman/Civil Technician
7	16.1	The minimum insurance covers for shall be; (a) for loss or damage to the Works, Plant and Materials: TZS 50,000,000.00 (Tanzanian Shillings Fifty Million only) (b) For loss or damage to Equipment: TZS. 30,000,000 (Tanzanian Shillings Thirty Million only)

		<p>(c) For loss or damage to property (except the Works, Plant, Materials, and Equipment) in connection with Contract: TZS. 50,000,000 (Tanzanian Shillings Fifty Million only)</p> <p>(d) The minimum cover for personal injury or death insurance</p> <p>(a) for the Contractor's employees is TZS 10,000,000 (Tanzanian Shillings Ten Million only)</p> <p>(i) And for other people TZS. 10,000,000 (Tanzanian Shillings Ten Million only)</p>
8	17.1	<p>Site Investigation Reports available to the Tenderer are:</p> <p>a) Topographic survey</p> <p>b) Site layout plan</p> <p>c) Geo-tech survey report</p> <p>However, the Contractors are expected to supplement the provided information by their own investigations to an extent, which they consider necessary for preparing a realistic tender for the envisaged works.</p>
9.	25.4	<p>The other measures include:</p> <p>a. Minimizing the number of migrant workers employed on the project and household in the site camp</p> <p>b. Providing access to voluntary counseling and testing (VCT)</p> <p>c. Providing psychological support and health care including prevention and treatment of opportunistic infections for workers infected and affected, as well as their families</p> <p>d. Providing condoms (male and female) to workers</p>
10	27.1	<p>The Site Possession Date shall be 7 days after the date of signing contract.</p>
	31.1	<p>Hourly rate of Fees payable to the Adjudicator shall be as per rules of NCC</p> <p>Types of reimbursable expenses to be paid to the Adjudicator include:</p> <ul style="list-style-type: none"> • Accommodation Allowance to be determined by NCC • Transport TShs to be determined by NCC per kilometer while at

		arbitration place using a private car • Transport to and from MWANZA.
11	30.4	Arbitration will take place at MWANZA in accordance with rules and regulations published by The National Construction Council (NCC) Tanzania
12.	32.1	Appointing Authority for the Adjudicator is The National Construction Council (NCC) of Tanzania
		B. Time Control
13.	34.1	The Contractor shall Submit a revised Program for the Works within 14 days of delivery of the Letter of Acceptance.
14.	34.2	The period between Programme updates is 30 days . The amount to be withheld for late submission of an updated Program is TZS 250,000.00 per week. Nonrefundable to Contractor.
		C. Quality Control
15.	42.1	The Defects Liability Period is 365 days .
		D. Cost Control
16	50.7	Minimum amount of Interim Payment Certificate will be N/A
17	53.1	Site possession will be 7 days after signing of contract
18.	52.1	The currency is Tanzania Shillings
19.	55.1	The contract is not subject to price adjustment in accordance with Clause 49 of the General Conditions of Contract N/A.
20.	56.1	The amount of retention is 10% of value of works of Interim Payment Certificate'.

		Limit of retention: 5% of contract price
21.	57.1	The number of liquidated damages is 0.1 percent of contract price per day.
	57.1	The maximum number of liquidated damages must be equivalent to the amount of the performance security 10%.
22.	58.1	The Bonus for early completion is (N/A)
24.	59.1	<p>The amount of advance payment shall be 40% per cent of the Phase I contract sum TZS. Two Billion Six Hundred Million Ninety-Nine, Nine Hundred Thousand Ninety-Nine and Ninety-Eight Thirty Cents. (2,699,999,098.303) upon submission of commitment letter.</p> <p>Monthly Recovery of Advance Payments will be 15 % of the amount of Interim Payment or any percentage such that advance payment is fully recovered by the time that, 80% of value of works in contract is completed.</p>
25.	60.1	<p>The Performance Security shall be the minimum amounts equivalent to 10% of the contract price in the form of: -</p> <p>(a) Bank Guarantee</p> <p>The standard form of Performance Security acceptable to the Employer shall be "an Unconditional Bank Guarantee" of the type presented in Section IX of the Tendering Documents</p>
26.	64.1	<p>Site handover shall be shall be is When the Certificate of Completion is issued by the Project Manager, the Contractor shall handover the site and the works to the Employer</p> <p style="text-align: center;">E. Discharge of the contract</p>
27.	66.2	<p>The date by which "as built" drawings are required is 60 days after substantial completion of works.</p> <p>The amount to be withheld for failing to produce "as built" drawings by the date required is TShs. 100,000.00 per day.</p> <p>The amount to be withheld for failing to produce operating and maintenance manuals by the date required is TZS 100,000/-</p>

GENERAL CONDITIONS OF CONTRACT

Table of Clauses

Sec. IV

A. General.....1

1. Definitions.....1

2. Interpretation.....14

3. Conditions Precedent15

4. Language and Law15

5. Project Manager's Role.....15

6. Delegation15

7. Communications15

8. Sub contracting.....2

9. Assignment16

10. Liability of Joint Venture.....16

11. Other Contractors16

12. Personnel16

13. Employers and Contractor's Risks17

14. Employers Risks17

15. Contractor's Risks18

16. Insurance18

17. Site Investigation Reports.....19

18. Queries about Implementation of the Contract.....19

19. Contractor to Execute the Works19

20. Commencement and Completion of Works19

21. Approval by the Project Manager19

22.	Protection of the environment	20
23.	Labour Laws	20
24.	Taxes and Duties	20
25.	Health and Safety	20
26.	Discoveries	22
27.	Possession of the Site	22
28.	Access to the Site	22
29.	Instructions, inspections and audits	22
30.	Disputes Resolution	22
31.	Fees and Costs of Adjudicator	24
32.	Replacement of Adjudicator	24
33.	Security of the Site	24
B. Time Control		24
34.	Program	24
35.	Extension of the Intended Completion Date	25
36.	Acceleration	26
37.	Delays Ordered by the Project Manager	26
38.	Management Meetings	26
39.	Early Warning Notice	27
C. Quality Control		28
40.	Identifying Defects	28
41.	Tests	28

42.	Correction of defects.....	28
43.	Extension of Defect Liability Period.....	2
44.	Uncorrected Defects	28
D.	Cost Control.....	28
45.	Bill of Quantities	29
46.	Changes in the Quantities	29
47.	Variations	29
48.	Payments for Variations	29
49.	Cash Flow Forecasts.....	30
50.	Payment Certificates	30
51.	Payments.....	31
52.	Currencies	Error! Bookmark not defined.
53.	Compensation Events.....	33
54.	Effect of Changes in Tax Laws.....	35
55.	Price Adjustment	35
56.	Retention.....	38
57.	Liquidated Damages.....	39
58.	Bonus.....	40
59.	Advance Payment	40
60.	Performance Securities	41
61.	Day-works.....	41
62.	Cost of Repairs.....	42

E. Discharge of the Contract	42
63. Completion Certificate.....	43
64. Site Hand Over.....	43
65. Final Account	43
66. Operating and Maintenance Manuals	43
67. Termination.....	44
68. Payment upon Termination of Contract	46
69. Property.....	47
70. Suspension of Financing.....	47
71. Force Majeure.....	47
72. Release from Performance.....	48

1.	1.1	<p>The following words and expressions shall have the meanings hereby assigned to them:</p> <p>The Adjudicator is the person appointed by the Appointing Authority specified in the SCC to resolve contractual disputes in the first instance, and as provided for in GCC 30 [Disputes Resolution] hereunder.</p> <p>The Arbitrator is the person appointed by the Appointing Authority specified in the SCC to resolve contractual disputes, and as provided for in GCC 30 [Disputes Resolution] hereunder.</p> <p>Bill of Quantities -means the priced and completed Bill of Quantities forming part of the Tender.</p> <p>Compensation Events are those events provided for in GCC 53 [Compensation Events]</p> <p>The Completion Date is the date of completion of the Works as certified by the Project Manager, in accordance with GCC 63.1 [Completion Certificate].</p> <p>The Contract is the agreement entered between the Employer and the Contractor to execute, complete, and maintain the Works. It consists of the documents listed in GCC 2.3 [Interpretation] below.</p> <p>The Contractor is the person, whether natural or legal whose tender to carry out the Works has been accepted by the Employer.</p> <p>The Contractor's Tender is the completed Tender document submitted by the Contractor to the Employer.</p> <p>The Contract Price is the price stated in the Letter of Acceptance and thereafter as adjusted in accordance with the provisions of the Contract.</p> <p>Days are calendar days.</p> <p>Day-works are varied work inputs subject to payment on a time basis for the Contractor's employees and Equipment, in addition to payments for associated Materials and Plant.</p> <p>A Defect is any part of the Works not completed in</p>
----	-----	---

	<p>accordance with the Contract.</p> <p>The Defects Liability Certificate is the certificate issued by Project Manager upon correction of defects by the Contractor at the end of defect liability period.</p> <p>The Defects Liability Period is the period stated in the Special Conditions of Contract and calculated from the Completion Date.</p> <p>Drawings means the drawings of the works, as included in the contract and any additional or modified drawings issued by (or on behalf of) the employer in accordance with the contract</p> <p>Effective Contract date is the date shown in the Certificate of Contract Commencement issued by the Employer upon fulfilment of the conditions precedent stipulated in GCC 3 [Conditions Precedent].</p> <p>The Employer means the person named as employer in the SCC and the legal successors in title to this person.</p> <p>Equipment is the Contractor's machinery and vehicles brought to the Site to execute the Works.</p> <p>The Commencement Date is the date when the Contractor shall commence execution of the Works as specified in the Certificate of Contract Commencement. The Commencement Date may be revised by the Project Manager in consultation with the employer by issuing an extension of time.</p> <p>The Intended Completion Date is the date on which it is intended that the Contractor shall complete the Works as specified in the Special Conditions of Contract.</p> <p>Materials are all supplies, including consumables, used by the Contractor for execution of the Works.</p> <p>Months mean calendar months.</p> <p>Plant is any integral part of the Works that shall have a mechanical electrical, chemical, or biological function.</p> <p>The Project Manager is the person named in the Special Conditions of Contract (or any other competent person</p>
--	--

	<p>appointed by the Employer and notified to the Contractor, to act in replacement of the Project Manager) who is responsible for supervising the execution of the Works and administering the Contract.</p> <p>The Site is the area where works are to be executed as specified in the SCC.</p> <p>Site Investigation Reports are factual and interpretative reports about the surface and subsurface conditions at the Site that were included in the Tendering documents as indicated in the SCC.</p> <p>Specification means the Specification of the Works included in the Contract and any modification or addition made or approved by the Project Manager.</p> <p>A Subcontractor is a person, whether natural or legal, who has a Contract with the Contractor to carry out a part of the work in the Contract, which includes work on the Site.</p> <p>Temporary Works are works designed, constructed, installed, and removed by the Contractor that are needed for construction or installation of the Works.</p> <p>A Variation is an instruction given by the Project Manager in consultation with the Employer, which varies the Works.</p> <p>Force Majeure means an unforeseeable event which is beyond reasonable control of either Party and which makes a Party's performance of its obligations under the Contract impossible or so impractical as to be considered impossible under the circumstances. For the purposes of this Contract, "Force Majeure" means an event which is beyond the reasonable control of a Party, is not foreseeable, is unavoidable, and its origin is not due to negligence or lack of care on the part of a Party, and which makes a Party's performance of its obligations hereunder impossible or so impractical as reasonably to be considered impossible in the circumstances and includes, but is not limited to, war, riots, civil disorder, earthquake, fire, explosion, storm, flood, epidemics, or</p>
--	--

		<p>other adverse weather conditions, strikes, lockouts or other industrial action (except where such strikes, lockouts or other industrial action are within the power of the Party invoking Force Majeure to prevent), confiscation.</p> <p>The Works are what the Contract requires the Contractor to construct, install, and turn over to the Employer, as defined in the SCC.</p>
2. Interpretation	2.1	In interpreting these Conditions of Contract headings and marginal notes are used for convenience only and shall not affect their interpretations unless specifically stated; references to singular include the plural and vice versa; and masculine include the feminine. Words have their ordinary meaning under the language of the Contract unless specifically defined.
	2.2	If sectional completion is specified in the Special Conditions of Contract , references in the Conditions of Contract to the Works, the Completion Date, and the Intended Completion Date apply to any Section of the Works (other than references to the Completion Date and Intended Completion Date for the whole of the Works).
	2.3	<p>The documents forming the Contract shall be interpreted in the following order of priority:</p> <ol style="list-style-type: none"> (1) Form of Contract (2) Form of Tender (3) Special Conditions of Contract, (4) General Conditions of Contract, (5) Letter of Notification (6) Letter of Acceptance, (7) Negotiation Minutes (8) Price of Bill of Quantities (9) Drawings,

3. Conditions Precedent	3.1	Having signed the Contract, it shall come into effect on the date on which the following conditions have been satisfied:- a) Submission of performance Security in the form specified in the SCC; and b) Furnishing of Advance Payment (if any) Unconditional Guarantee.
	3.2	If the Employer is satisfied that each of the conditions precedent in this contract has been satisfied (except to the extent waved by him, but subject to such conditions as he shall impose in respect of such waiver) he shall promptly issue to the contractor a certificate of Contract commencement, which shall confirm the start date.
	3.3	If the Conditions precedent stipulated on GCC 3.2 is not met by the date specified in the SCC this contract shall not come into effect;
4. Language and Law	4.1	The language of the Contract and the law governing the Contract are stated in the SCC.
5. Project Manager's Role	5.1	Except where otherwise specifically stated, the Project Manager will supervise execution of the contract between the Employer and the Contractor. The Project Manager shall have no authority to amend the contract.
6. Delegation	6.1	The Project Manager may, upon prior written consent of the employer and after notifying the contractor, delegate any of his duties and responsibilities to other people except to the Adjudicator, and may cancel any delegation after notifying the Contractor.
7. Communications	7.1	Communications between the Parties to the Contract shall be effective only when in writing whether in hard or electronic form that provides record of the content of the communication. A notice shall be effective when in writing only when it is delivered at the address specified in the SCC.

8. Sub-contracting	8.1	The Contractor may subcontract with the approval of the Project Manager, subject to consultation with the Employer. Subcontracting shall not alter the Contractor's obligations
9. Assignment	9.1	The Contractor shall not assign, transfer, pledge or make other disposition of this Contract or any part thereof or any of the contractor's rights, claim or obligation under this Contract without the prior written approval of the Employer.
10. Liability of Joint Venture	10.1	<p>If the Contractor constitutes a joint venture, consortium or other unincorporated grouping of two or more persons:</p> <ul style="list-style-type: none"> (a) These persons shall be jointly and severally liable to the Employer for the performance of the Contract; (b) These person shall notify the Employer of their leader who shall have the authority to bind the Contractor and each of these persons; and (c) The Contractor shall not alter its composition or legal status without the prior consent of the Employer.
11. Other Contractors	11.1	The Contractor shall cooperate and share the Site with other contractors, public authorities, utilities, and the Employer between the dates given in the Schedule of Other Contractors, as referred to in the SCC. The Contractor shall also provide facilities and services for them as described in the Schedule. The Employer may modify the Schedule of Other Contractors, and shall notify the Contractor of any such modification.
12. Personnel	12.1	The Contractor shall employ the key personnel named in the Schedule of Key Personnel, as referred to in the SCC, to carry out the functions stated in the Schedule or other personnel approved by the Project Manager. The Project Manager will approve any proposed replacement of key personnel only if their relevant qualifications and abilities are substantially equal to or better than those of

		the personnel listed in the Schedule.
	12.2	If the Project Manager asks the Contractor to remove a person who is a member of the Contractor's staff or work force, stating the reasons for, the Contractor shall ensure that the person leaves the Site within seven days and has no further connection with the work in the Contract.
13. Employers and Contractor's Risks	13.1	The Employer carries the risks which this Contract states are Employer's risks, and the Contractor carries the risks which this Contract states are Contractor's risks.
14. Employers Risks	14.1	<p>From the Commencement Date until the Defects Correction Certificate has been issued, the following are Employer's risks:</p> <p>(a) The risk of personal injury, death, or loss of or damage to property (excluding the Works, Plant, Materials, and Equipment), which are due to:</p> <p>(i) use or occupation of the Site for the purpose of the Works, which is the unavoidable result of the Works or</p> <p>(ii) negligence, breach of statutory duty, or interference with any legal right by the Employer or by any person employed by or contracted to him except the Contractor.</p> <p>(b) The risk of damage to the Works, Plant, Materials, and Equipment to the extent that it is due to a fault of the Employer or in the Employer's design.</p>
	14.2	<p>From the Completion Date until the Defects Correction Certificate has been issued, the risk of loss or damage to the Works, Plant, and Materials is an Employer's risk except loss or damage due to:</p> <p>(a) a Defect which existed on the Completion Date,</p> <p>(b) an event occurring before the Completion Date, which was not itself an Employer's risk, or</p> <p>(c) the activities of the Contractor on the Site after the</p>

		Completion Date.
15. Contractor's Risks	15.1	From the Commencement Date until the Defects Correction Certificate has been issued, the risks of personal injury, death, and loss of or damage to property (including, without limitation, the Works, Plant, Materials, and Equipment) which are not Employer's risks are Contractor's risks.
16. Insurance	16.1	<p>The Contractor shall provide, in the joint names of the Employer and the Contractor, insurance cover from the Commencement Date to the end of the Defects Liability Period, in the amounts and deductibles stated in the SCC for the following events which are due to the Contractor's risks:</p> <p>(a) loss of or damage to the Works, Plant, and Materials;</p> <p>(b) loss of or damage to Equipment;</p> <p>(c) loss of or damage to property (except the Works, plant, Materials, and Equipment) in connection with the Contract; and</p> <p>(d) personal injury or death.</p>
	16.2	Policies and certificates for insurance shall be delivered by the Contractor to the Project Manager for the Project Manager's approval before the Commencement Date. All such insurance shall provide for compensation to be payable in the types and proportions of currencies required to rectify the loss or damage incurred.
	16.3	If the Contractor does not provide any of the policies and certificates required, the Employer may affect the insurance which the Contractor should have provided and recover the premiums the Employer has paid from payments otherwise due to the Contractor or, if no payment is due, the payment of the premiums shall be a debt due.
	16.4	Alterations to the terms of an insurance shall not be made without the written approval of the Project

		Manager.
	16.5	Both parties shall comply with any conditions of the insurance policies.
17. Site Investigation Reports	17.1	The Contractor shall, in executing the contract, rely on Site Investigation Reports referred to in the SCC and any supplemented information available to the Contractor.
18. Queries about Implementation of the Contract	18.1	The Project Manager will clarify queries on all Contractual matters.
19. Contractor to Execute the Works	19.1	The Contractor shall execute and install the Works in accordance with the terms and conditions of the Contract.
20. Commencement and Completion of Works	20.1	The Contractor may commence execution of the Works by the Commencement Date and shall carry out the Works in accordance with the Works Program submitted by the Contractor, as updated with the approval of the Project Manager, and complete them by the Intended Completion Date.
21. Approval by the Project Manager	21.1	The Contractor shall submit Specifications and Drawings showing the proposed Temporary Works to the Project Manager, who is to approve them if they comply with the Specifications and Drawings.
	21.2	The Contractor shall be responsible for design of Temporary Works.
	21.3	The Project Manager's approval shall not alter the Contractor's responsibility for design of the Temporary Works.
	21.4	The Contractor shall obtain approval of third parties to the design of the Temporary Works, where required.
	21.5	All Drawings prepared by the Contractor for the execution of the temporary or permanent Works, are subject to prior approval by the Project Manager.

22. Protection of the environment	22.1	The Contractor shall take all reasonable steps to protect the environment and to limit damage and nuisance to people and property resulting from pollution, noise and other results of his operations.
	22.2	The Contractor shall ensure that emissions, surface discharges and effluent from his activities shall not exceed limits prescribed in relevant environmental laws.
23. Labor Laws	23.1	The Contractor shall comply with all the relevant labor laws applicable in the United Republic of Tanzania, including laws relating to workers employment, social security, working hours, health, safety, welfare and immigration.
	23.2	The Contractor shall require his employees to obey all applicable laws, including those concerning safety at work.
24. Taxes and Duties	24.1	The Contractor, Sub-contractors and Personnel shall pay such taxes, duties, fees and other impositions as may be levied under the Laws of Tanzania unless otherwise stated in the SCC.
25. Health and Safety	25.1	The Contractor shall at all times take all reasonable precautions to maintain the health and safety of his personnel and the public as per the governing occupational, health and safety laws
	25.2	The Contractor shall ensure that first aid facilities are available at all times at the site and that suitable arrangements are made for all necessary welfare and hygiene requirements and for the prevention of epidemics
	25.3	The Contractor shall notify the Employer details of any accident as soon as practicable after its occurrence. The Contractor shall maintain records and make reports concerning health, safety, and welfare of persons, and damage to the property, as the Employer may reasonably require.

	25.4	The Contractor shall conduct an HIV-AIDS awareness Programme, and shall take other such measures as specified in the SCC to reduce the risk of transfer of HIV virus between and among Contractor's personnel, the Employers Staff and the surrounding community.
--	------	---

26. Discoveries	26.1	Anything of historical or other interest or of significant value unexpectedly discovered on, in, or under the land at the Site shall be the property of the Employer.
	26.2	The Contractor shall notify the Project Manager of such discoveries and carry out the Project Manager's instructions for dealing with them.
	26.3	The Contractor shall take reasonable precautions to prevent his workers or any other persons from damaging such discoveries and shall immediately upon discovery thereof and before removal acquaint the Project Manager of such discovery and carry out at the expense of the Employer the instructions of the Project Manager.
27. Possession of the Site	27.1	The Employer may give possession of whole or parts of the Site to the Contractor as stated in the SCC. If possession is not given by the date stated in the SCC, the Employer will be deemed to have delayed the start of the relevant activities, and this will be a Compensation Event.
28. Access to the Site	28.1	The Contractor shall allow the Project Manager and any person authorized by the Project Manager access to the Site and to any place where work in connection with the Contract is being carried out or is intended to be carried out.
29. Instructions, inspections and audits	29.1	The contractor shall comply with instructions given by the Project Manager in writing on any matter related to the contract
	29.2	The Contractor shall permit the Government, of the United Republic of Tanzania to inspect the Contractor's accounts and records relating to the performance of the Contract and to have them audited by auditors appointed by the Government of the United Republic of Tanzania if so required.
30. Disputes Resolution	30.1	In the event of any dispute arising out of this contract, either party shall issue a notice of dispute to settle the dispute amicably. The parties hereto shall, within twenty-eight (28) days from the notice date, use their

	best efforts to settle the dispute amicably through mutual consultations and negotiation. Any unsolved dispute may be referred by either party to an adjudicator nominated by the appointing Authority specified in the SCC.
30.2	After the dispute has been referred to the adjudicator, within 30 days, or within such other period as may be proposed by the Parties, the Adjudicator shall give its decision. The rendered decision shall be binding to the Parties.
30.3	If either Party is dissatisfied with the Adjudicator's decision may, within days specified in the SCC refer the dispute for arbitration. If either party within the period mentioned in the SCC has not referred the matter for arbitration the decision shall become final and binding to the Parties.

	30.4	The arbitration shall be conducted in accordance with the arbitration procedure published by the Institution named and, in the place, shown in the SCC.
31. Fees and Costs of Adjudicator	31.1	The rate of the Adjudicator's fee and administrative costs of adjudication shall be borne equally by the Parties. The rates and costs shall be in accordance with the rules of the Appointing Authority. In conducting adjudication to its finality each party shall bear its incurred costs and expenses.
32. Replacement of Adjudicator	32.1	Should the Adjudicator resign or die, or should the Employer and the Contractor agree that the Adjudicator is not functioning in accordance with the provisions of the Contract; a new Adjudicator will be appointed by the Appointing Authority.
33. Security of the Site	33.1	Unless otherwise stated in the SCC, (a) the Contractor shall be responsible for keeping unauthorized persons off the site, and (b) authorized persons shall be limited to the Contractor's and Employer's personnel, and to any other personnel and other Contractor notified to the Contractor by the Project Manager or Employer.
		B. Time Control
34. Program	34.1	Within the time stated in the SCC, the Contractor shall submit to the Project Manager for approval of the Work Program showing the method(s), arrangements, order and timing for all the activities of the Works.
	34.2	The Contractor shall submit to the Project Manager for approval an updated Works Program at intervals not longer than the period stated in the SCC. If the Contractor does not submit an updated Works Program within this period, the Project Manager may withhold the amount stated in the SCC from the next payment certificate and continue to withhold this amount until the

		next payment after the date on which the overdue Program has been submitted.
	34.3	An update of the Works Program shall be a program showing the actual progress achieved on each activity and the effect of the progress achieved on the timing of the remaining work, including any changes to the sequence of the activities.
	34.4	The Project Manager's approval of the Program shall not alter the Contractor's obligations. The Contractor may revise the Program and submit it to the Project Manager again at any time. A revised Program shall show the effect of Variations and Compensation Events if any.
35. Extension of the Intended Completion Date	35.1	The Employer may extend the Intended Completion Date if a Compensation Event occurs or a Variation is issued which makes it impossible for Completion to be achieved by the Intended Completion Date without the Contractor taking steps to accelerate the remaining work, which would cause the Contractor to incur additional cost.
	35.2	The Employer shall, within twenty-one (21) days of receipt of application for extension of the Intended Completion Date by the Contractor, decide whether or not to grant the extension. The application by the Contractor shall be granted only when supported by full information of a compensations event(s) or variation.
	35.3	In the event the Contractor has not issued an early warning notice of a delay or has failed to cooperate in dealing with a delay, such a delay or failure may be a ground for not granting the extension of the Intended Completion Date.

36. Acceleration	36.1	When the Employer wants the Contractor to finish the Works before the Intended Completion Date, the Project Manager will obtain priced proposals for achieving the necessary acceleration from the Contractor. If the Employer accepts the said proposals, the Intended Completion Date will be adjusted accordingly and confirmed by both the Employer and the Contractor.
	36.2	in the event the Contractor's priced proposals for acceleration of the Works are accepted by the Employer, they shall be incorporated in the Contract Price and treated as a Variation.
37. Delays Ordered by the Project Manager	37.1	The Project Manager may instruct the Contractor to delay the start or progress of any activity within the Works.
38. Management Meetings	38.1	Either the Project Manager or the Contractor may require the other to attend a management meeting. The business of a management meeting shall be to review the plans for remaining work and to deal with matters raised in accordance with the early warning procedure.
	38.2	The Project Manager shall record the business of management meetings and provide copies of the record to those attending the meeting and to the Employer. The responsibility of the parties for actions to be taken shall be decided by the Project Manager either at the management meeting or after the management meeting and stated in writing to all who attended the meeting.

39. Early Warning Notice	39.1	The Contractor shall give an early warning notice to the Project Manager at the earliest opportunity of specific likely future event(s) or circumstance(s) that may adversely affect the quality of the Works, increase the Contract Price or delay the execution of the Works. Upon receipt of the said Notice, the Project Manager may require the Contractor to provide an estimate of the expected effect of the future event(s) or circumstance(s) on the Contract Price and Intended Completion Date or Completion Date as the case may be. The estimate shall be provided by the Contractor as soon as reasonably possible.
	39.2	The Contractor shall cooperate with the Project Manager in making and considering proposals on how the effect of such an event(s) or circumstance(s) could be avoided or reduced by anyone involved in the Works and in carrying out any resulting Instruction of the Project Manager.

		C. Quality Control
40. Identifying Defects	40.1	The Project Manager shall check the Contractor's work and notify the Contractor of any Defects that are found. Such checking shall not affect the Contractor's responsibilities.
	40.2	The Project Manager may instruct the Contractor to search for a Defect and to uncover and test any work that the Project Manager considers may have a Defect.
41. Tests	41.1	The Project Manager may instruct the Contractor to carry out a test not specified in the Specification to check whether any work has a Defect and in the event the test shows that it does, the Contractor shall pay for the test and any samples thereof. If there is no Defect, the test shall be a Compensation Event.
42. Correction of Defects	42.1	The Project Manager shall give notice to the Contractor of any Defects before the end of the Defects Liability Period stated in the SCC, which begins from the Completion Date.
43. Extension of Defect Liability Period	43.1	Every time notice of a Defect is given, the Contractor shall correct the notified Defect(s) within the period of time specified in the Project Manager's notice.
	43.2	The Defects Liability Period may be extended by the Project Manager for as long as Defects remain to be corrected.
44. Uncorrected Defects	44.1	In the event the Contractor has not corrected a Defect(s) within the time specified in the Project Manager's notice, the Project Manager will assess the cost of having the Defect corrected, including any other related cost(s) and the Contractor will pay the said cost.
		D. Cost Control

45. Bill of Quantities	45.1	The Bill of Quantities shall contain items for the construction, installation, testing, and commissioning work to be done by the Contractor.
	45.2	The Bill of Quantities is used to calculate the Contract Price. The Contractor shall be paid for the quantity of the work done at the rate in the Bill of Quantities for each item.
46. Changes in the Quantities	46.1	If the final quantity of the work done differs from the quantity in the Bill of Quantities for the particular item by more than 25 percent, provided the change exceeds 1 percent of the Initial Contract Price, the Project Manager shall adjust the rate to allow for the change.
	46.2	The Project Manager shall not adjust rates from changes in quantities if thereby the Initial Contract Price is exceeded by more than 15 percent, except with the prior approval of the Employer.
	46.3	If requested by the Project Manager, the Contractor shall provide the Project Manager with a detailed cost breakdown of any rate in the Bill of Quantities.
47. Variations	47.1	All Variations shall be included in updated Work Programs produced by the Contractor.
48. Payments for Variations	48.1	The Contractor shall provide the Project Manager with a quotation for carrying out the Variation when requested to do so by the Project Manager. The Project Manager shall assess the quotation, which shall be given within seven days of the request or within any longer period stated by the Project Manager and before the Variation is ordered.
	48.2	If the work in the Variation corresponds with an item description in the Bill of Quantities and if, in the opinion of the Project Manager, the quantity of work is not above the limit stated in GCC 44.1 [Uncorrected Defects] or the timing of its execution do not cause the cost per unit of quantity to change, the rate in the Bill of Quantities shall be used to calculate the value of the Variation. If the cost per unit of quantity changes, or if the nature or timing of the work in the Variation does not correspond with

		items in the Bill of Quantities, the quotation by the Contractor shall be in the form of new rates for the relevant items of Work.
	48.3	If the Contractor's quotation is unreasonable, the Project Manager may order the Variation and make a change to the Contract Price, which shall be based on the Project Manager's own forecast of the effects of the Variation on the Contractor's costs.
	48.4	If the Project Manager decides that the urgency of varying the work would prevent a quotation being given and considered without delaying the work, no quotation shall be given and the Variation shall be treated as a Compensation Event.
	48.5	The Contractor shall not be entitled to additional payment for costs that could have been avoided by giving early warning notice.
49. Cash Flow Forecasts	49.1	When the Works Program is updated, the Contractor shall provide the Project Manager with an updated cash flow forecast. The cash flow forecast shall include different currencies, as defined in the Contract, converted as necessary using the Contract exchange rates.
50. Payment Certificates	50.1	The Contractor shall submit to the Project Manager monthly statements of the estimated value of the work executed less the cumulative amount certified previously.
	50.2	The Project Manager shall check the Contractor's monthly statement and certify the amount to be paid to the Contractor within twenty-eight (28) days from the receipt of the statement.
	50.3	The value of work executed shall be determined by the Project Manager.
	50.4	The value of work executed shall comprise the value of the quantities of the items in the Bill of Quantities completed.
	50.5	The value of work executed shall include the valuation

		of Variations, Compensation Events and Variation of Price.
	50.6	The Project Manager may exclude any item certified in a previous certificate or reduce the proportion of any item previously certified in any certificate in the light of later information.
	50.7	The Project Manager shall not be bound to certify any payment, if the net amount, after all retentions and deductions would be less than minimum amount of Interim Payment Certificate stated in the SCC.
51. Payments	51.1	Payments shall be adjusted for deductions for advance payments and retention. The Employer shall pay the Contractor the amounts certified by the Project Manager within 28 days of the date of each certificate. If the Employer makes a late payment the Contractor shall be paid interest on the late payment in the next payment. Interest shall be calculated from the date by which the payment should have been made up to the date when the late payment is made at the prevailing rate of interest issued by the Bank of Tanzania on the date of Contract signature for each of the currencies in which payments are made.
	51.2	If an amount certified is increased in a later certificate or as a result of an award by the Adjudicator or an Arbitrator, the Contractor shall be paid interest upon the delayed payment as set out in this clause. Interest shall be calculated from the date upon which the increased amount would have been certified in the absence of dispute.
	51.3	Unless otherwise stated, all payments and deductions will be paid or charged in the proportions of currencies comprising the Contract Price.
	51.4	Items of the Works for which no rate or price has been entered in will not be paid for by the Employer and shall be deemed covered by other rates and prices in the

		<p>Contract.</p> <p>The currency of payment shall be stated in the SCC.</p>
52. Currencies	52.1	<p>Where payments are to be made in currencies other than the Tanzania Shillings, the exchange rates to be used for calculating such amounts shall be the Bank of Tanzania exchange rate prevailing on the date of contract signature</p>

<p>53. Compensation Events</p>	<p>53.1</p>	<p>The following shall be Compensation Events:</p> <ul style="list-style-type: none"> (a) The Employer does not give access to a part of the Site by the Site Possession Date stated in the Special Conditions of Contract. (b) The Employer modifies the Schedule of Other Contractors in a way that affects the work of the Contractor under the Contract. (c) The Project Manager orders a delay or does not issue Drawings, Specifications, or instructions required for execution of the Works on time. (d) The Project Manager instructs the Contractor to uncover or to carry out additional tests upon work, which is then found to have no Defects. (e) The Project Manager unreasonably does not approve a subcontract to be let. (f) Ground conditions are substantially more adverse than could reasonably have been assumed before issuance of the Letter of Acceptance from the information issued to Tenderers (including the Site Investigation Reports), from information available publicly and from a visual inspection of the Site. (g) The Project Manager gives an instruction for dealing with an unforeseen condition, caused by the Employer, or additional work required for safety or other reasons. (h) Other contractors, public authorities, utilities, or the Employer does not work within the dates and other constraints stated in the Contract, and they cause delay or extra cost to the Contractor. (i) The advance payment is delayed. (j) The effects on the Contractor of any of the Employer's Risks.
--------------------------------	-------------	---

		<p>(k) The Project Manager unreasonably delays issuing a Certificate of Completion.</p> <p>(l) Other Compensation Events described in the Contract or determined by the Project Manager shall apply.</p>
	53.2	<p>If a Compensation Event would cause additional cost or would prevent the work being completed before the Intended Completion Date, the Contract Price shall be increased and/or the Intended Completion Date shall be extended. The Project Manager shall, upon consultation with Employer, decide whether and by, how much the Contract Price shall be increased and whether and by how much the Intended Completion Date shall be extended.</p>
	53.3	<p>As soon as information demonstrating the effect of each Compensation Event upon the Contractor's forecast cost has been provided by the Contractor, it shall be assessed by the Project Manager, if agreed by the Employer, the Contract Price may be adjusted accordingly. If the Contractor's forecast is deemed unreasonable, the Project Manager in consultation with Employer shall adjust the Contract Price based on the Project Manager's own forecast.</p>
	53.4	<p>The Contractor shall not be entitled to compensation to the extent that the Employer's interests are adversely affected by the Contractor's not having given early warning notice or not having cooperated with the Project Manager.</p>

54. Effect of Changes in Tax Laws	54.1	The Project Manager shall adjust the Contract Price if taxes, duties, and other levies are changed between the date 28 days before the submission of Tenders for the Contract and the date of the last Completion certificate.
	54.2	The adjustment shall be the change in the amount of tax payable by the Contractor, provided such changes are not already reflected in the Contract Price or are a result of GCC 55 [Price Adjustment].
	54.3	In the event that the Laws Governing Taxes, Duties and other levies have changed between the signature date and the last completion certificate thereby affecting the Contract Price, the Employer and the Contractor, shall mutually adjust the contract price accordingly.
55. Price Adjustment	55.1	The amounts payable to the Contractor, pursuant to GCC 50.1 [Payment Certificate], may be adjusted in respect of the rise or fall in the cost of labour, Contractor's Equipment, Plant, materials, and other inputs to the Works, by applying to such amounts the formulae prescribed in this clause.
	55.2	To the extent that full compensation for any rise in costs to the Contractor is not covered by the provisions of this or other clauses in the Contract, the unit rates and prices included in the Contract shall be deemed to include amounts to cover the contingency of such other rise of costs.
	55.3	The adjustment to be applied to amount payable to the Contractor as certified in Payment Certificates shall be determined by a formula for each of the currencies in which the Contract Price is payable. No adjustment is to be applied to work valued on the basis of Cost or current prices. The formulae shall be as follows;

$$P_n = a + b \frac{L_n - L_o}{L_o} + c \frac{M_n - M_o}{M_o} + d \frac{E_n - E_o}{E_o} + \text{etc.}$$

where;

P_n is a price adjustment factor to be applied to the amount in each specific currency for the payment of the work carried out in the subject month, where such variations and daywork are not otherwise subject to adjustment;

a is a constant, specified in the **Appendix to Tender**, representing the nonadjustable portion in contractual payments;

b, c, d, etc., are weightings or coefficients representing the estimated proportion of each cost element (labor, materials, equipment usage, etc.) in the Works or sections thereof, net of Provisional Sums, as specified in the **Appendix to Tender**; the sum of a, b, c, d, etc., shall be one;

L_n, M_n, E_n, etc., are the current cost indices or reference prices of the cost elements in the specific currency of origin for month "n," determined pursuant to CGC 55.5, applicable to each cost element; and

L_o, M_o, E_o, etc., are the base cost indices or reference prices corresponding to the above cost elements at the date specified in GCC 55.5

The value of net work done, certified by the Project Manager, in any monthly Interim or Final Certificate as payable by the Employer to the Contractor before deduction of any retention money shall be increased or decreased by an amount of 'F'.

$$F = P_n x P_c$$

where;

		<p>The effective value P_c of work done which is to be subjected to increase or decrease shall be the difference between:</p> <p>(i) the amount which, in the opinion of the Project Manager, is due to the Contractor under GCC 44 [Uncorrected Defects] (before deduction of retention money and before deducting sums previously paid on account) less:</p> <ul style="list-style-type: none"> • any amount for payment or repayment of any advance payment; • any amount for materials on site (if any); • any amounts for nominated sub-contractors (if any) • any amounts for any other items based on actual cost or current prices; or • any sums for increase or decreases in the Contract Price paid under GCC 55.3 <p>and</p> <p>(ii) the amount calculated in accordance with (i) above of GCC 55.3 and included in the last preceding statement.</p>
	55.4	<p>The sources of indices shall be those listed in the Appendix to Tender, as approved by the Project Manager. Indices shall be appropriate for their purpose and shall relate to the Contractor's proposed source of supply of inputs on the basis of which his Contract Price and expected foreign currency requirements shall have been computed. As the proposed basis for price adjustment, the Contractor shall have submitted with his Tender the tabulation of Weightings and Source of Indices in the Appendix to Tender, which shall be subject to approval by the Project Manager.</p>
	55.5	<p>The base cost indices or prices shall be those prevailing on the day 28 days prior to the latest date for submission of Tenders. Current indices or prices shall be those prevailing on the day 28 days prior to the last day of the period to which a particular Interim Payment Certificate is related. If at any time the current indices are not available, provisional indices as determined by the</p>

		Project Manager will be used, subject to subsequent correction of the amounts paid to the Contractor when the current indices become available
	55.6	If the Contractor fails to complete the Works within the time for completion prescribed under GCC 20 [Commencement and Completion of Works] adjustment of prices thereafter until the date of completion of the Works shall be made using either the indices or prices relating to the prescribed time for completion, or the current indices or prices, whichever is more favorable to the Employer, provided that if an extension of time is granted pursuant to GCC 35 [Extension of the Intended Completion Date], the above provision shall apply only to adjustments made after the expiry of such extension of time.
	55.7	The weightings for each of the factors of cost given in the Appendix to Tender shall be adjusted if, in the opinion of the Project Manager, they have been rendered unreasonable, unbalanced, or inapplicable as a result of varied or additional work already executed or instructed under GCC 48 [Payment for Variations] or for any other reason.
56. Retention	56.1	The Employer shall retain from each payment due to the Contractor the proportion stated in the Special Conditions of Contract . The total amount of retention shall not exceed the amount specified in the Special Conditions of Contract
	56.2	On completion of the whole of the Works, half the total amount retained shall be repaid to the Contractor and the other half when the Defects Liability Period has passed and the Project Manager has certified that all Defects notified by the Project Manager to the Contractor before the end of this period have been corrected.
	56.3	On completion of the whole Works, the Contractor may substitute retention money with an 'on demand" or unconditional Bank guarantee.

57. Liquidated Damages	57.1	The Contractor shall pay liquidated damages to the Employer at the rate per day stated in the SCC for each day that the Completion Date is later than the Intended Completion Date. The total amount of liquidated damages shall not exceed the maximum amount of performance security stated in the SCC. The Employer may deduct liquidated damages from payments due to the Contractor. Payment of liquidated damages shall not affect the Contractor's liabilities.
	57.2	Where the Project Manager, after assessment of work progress, upon satisfaction that the Contractor will not complete the works within the contract period, may issue a notice to the Contractor requiring the payment of liquidated damages pursuant to GCC 57.1
	57.3	If the Intended Completion Date is extended after liquidated damages have been paid, the Project Manager shall correct any overpayment of liquidated damages by the Contractor by adjusting the next payment certificate. The Contractor shall be paid interest on the overpayment, calculated from the date of payment to the date of repayment, at the rates specified in GCC 51.1 [Payments]

58. Bonus	58.1	If stated in the Special Conditions of Contract the Contractor shall be paid a Bonus calculated at the rate per calendar day for each day (less any days for which the Contractor is paid for acceleration) that the Completion is earlier than the Intended Completion Date. The Project Manager shall certify that the Works are complete, although they may not be due to be complete.
59. Advance Payment	59.1	If stated in the SCC the Employer shall make advance payment to the Contractor of the amounts stated in the SCC by the date stated in the SCC , against provision by the Contractor of an Unconditional Bank Guarantee in a form and by a bank acceptable to the Employer in amounts and currencies equal to the advance payment. The Guarantee shall remain effective until the advance payment has been repaid, but the amount of the Guarantee shall be progressively reduced by the amounts repaid by the Contractor. Interest will not be charged on the advance payment.
	59.2	The Contractor is to use the advance payment only to pay for Equipment, Plant, Materials, and mobilization expenses required specifically for execution of the Contract. The Contractor shall demonstrate that advance payment has been used in this way by supplying copies of invoices or other documents to the Project Manager.
	59.3	The advance payment shall be repaid by deducting proportionate amounts from payments otherwise due to the Contractor, as specified in the SCC following the schedule of completed percentages of the Works on a payment basis. No account shall be taken of the advance payment or its repayment in assessing valuations of work done, Variations, price adjustments, Compensation Events, Bonuses, or Liquidated Damages.

60. Performance Securities	60.1	The Performance Security shall be provided to the Employer no later than the date specified in the Letter of Acceptance and shall be issued in an amount and form and by a bank or surety acceptable to the Employer, and denominated in the types and proportions of the currencies in which the Contract Price is payable as specified in the TDS and SCC and in accordance with the conditions of contract.
	60.2	The Performance Security shall be valid until a date 28 days from the date of issue of the Certificate of Completion in the case of a Bank Guarantee, and until one year from the date of issue of the Completion Certificate in the case of a Performance Bond
	60.3	Where circumstances necessitate the amendment of the contract after signature, and such amendment is affected, the Employer shall require the Contractor to provide additional Performance Security to cover any cumulative increase of more than ten percent of the Initial Contract Price.
61. Day-works	61.1	If applicable, the Day-works rates in the Contractor's Tender shall be used for small additional amounts of work only when the Project Manager has given written instructions in advance for additional work to be paid for in that way.
	61.2	All work to be paid for as Day-works shall be recorded by the Contractor on forms approved by the Project Manager. Each completed form shall be verified and signed by the Project Manager within two days of the work being done.
	61.3	The Contractor shall be paid for Day-works subject to obtaining signed Day-works forms.

62. Cost of Repairs	62.1	Loss or damage to the Works or Materials to be incorporated in the Works between the Commencement Date and the end of the Defects Correction periods shall be remedied by the Contractor at the Contractor's cost if the loss or damage arises from the Contractor's acts or omissions.
		E. Discharge of the Contract

63. Completion Certificate	63.1	The Contractor shall request the Project Manager to issue a certificate of Completion of the Works, and the Project Manager will so issue upon satisfaction that the work is completed.
64. Site Hand Over	64.1	When the Certificate of Completion is issued by the Project Manager, the Contractor shall handover the site and the works to the Employer within time specified in the SCC
65. Final Account	65.1	Upon the expiry of the defect liability period, the Contractor shall supply the Project Manager with a detailed account of the total amount that the Contractor considers payable under the Contract. The Project Manager shall, within Fifty Six (56) days, verify the account and, upon satisfaction, certify any final payment due to the Contractor and thereafter issue a defect liability certificate.
	65.2	In the event the Project Manager is not satisfied with the Account submitted by the Contractor pursuant to sub-GCC 65.1, shall within 56 days issue a schedule of correction. If the final account remains unsatisfactory after it has been re-submitted, the Project Manager shall, upon consultation with the Employer, decide on the amount payable to the Contractor and issue a payment certificate.
66. Operating and Maintenance Manuals	66.1	The Contractor shall supply to the Employer the "as built" Drawings and/or operating and maintenance manuals and any other related documents by the handover period stipulated pursuant to GCC 64.1 [Site Hand Over].
	66.2	If the Contractor does not supply the Drawings and/or manuals stated in GCC 66.1 by the dates specified pursuant to GCC 64.1 [Site Hand Over] or they do not receive the Project Manager's approval, the Project Manager shall withhold the amount stated in the Special

		Conditions of Contract from payments due to the Contractor.
67. Termination	67.1	The Employer or the Contractor may terminate the Contract if the other party causes a fundamental breach of the Contract.
	67.2	<p>Fundamental breaches of Contract shall include, but shall not be limited to, the following:</p> <ul style="list-style-type: none"> a) the Contractor stops work for 28 days when no stoppage of work is shown on the current Works Program and the stoppage has not been authorized by the Project Manager; b) the Project Manager instructs the Contractor in writing to delay the Works progress, and the instruction is not withdrawn in writing within 28 days; c) contractor's failure to submit performance security within the time stipulated in the SCC; d) the Employer or the Contractor is declared bankrupt or goes into liquidation other than for a reconstruction or amalgamation; e) a payment certified by the Project Manager is not paid by the Employer to the Contractor after 84 days from the date of the Project Manager's certificate; f) Failure of the Contractor to correct the defect after lapse of time specified in the notice to correct defects issued by the Project Manager.; g) where the Contractor fails to furnish and maintain the required Site Security pursuant to GCC 33.1 [Security of the Site]; h) The Contractor has delayed the completion of the Works by the number of days for which the maximum number of liquidated damages can be paid, as defined in the SCC; and

	<p>i) if the Employer determines, based on the reasonable evidence, that the Contractor has engaged in corrupt, coercive, collusive, obstructive or fraudulent practices, in competing for or in executing the Contract.</p> <p>For the purpose of this paragraph:</p> <p>“Corrupt practice means the offering, giving, receiving or soliciting of anything of value to influence the action of a public officer in the procurement process or contract execution;</p> <p>“coercive practice” means impairing or harming, or threatening to impair or harm directly or indirectly, any party or the property of the party for the purpose of influencing improperly the action or that party in connection with public procurement or in furtherance of corrupt practice or fraudulent practice;</p> <p>collusive practices” means impairing or harming, or threatening to impair or harm directly or indirectly, any part or the property of the Party for the purpose of influencing improperly the action or a part or in connection with public procurement or government contracting or in furtherance of a corrupt practice or a Fraudulent Practice</p> <p>“Fraudulent practice” means a misrepresentation of facts in order to influence a procurement process or the execution of a contract to the detriment of the Employer and includes collusive practices among tenderers, prior to or after submission designed to establish tender prices at artificial non-competitive levels and to deprive the Employer of the benefits of free and open competition;</p> <p>“Obstructive practice” means acts intended to materially impede access to required information in exercising a duty under this</p>
--	--

		contract;
	67.3	When either party to the Contract gives notice of a fundamental breach of Contract to the other party for a cause other than those listed under GCC 67.2 above, the Project Manager shall decide whether the said breach is fundamental or not.
	67.4	Notwithstanding the above, the Employer may terminate the Contract for convenience.
	67.5	If the Contract is terminated, the Contractor shall stop work immediately, make the Site safe and secure, and leave the Site as soon as reasonably possible.
68. Payment upon Termination of Contract	68.1	If the Contract is terminated because of a fundamental breach by the Contractor, the Project Manager shall issue a certificate for the value of the work done and Materials ordered fewer advance payments received up to the date of the issue of the certificate and less the percentage to apply to the value of the work not completed. Additional Liquidated Damages shall not apply. If the total amount due to the Employer exceeds any payment due to the Contractor, the difference shall be a debt payable to the Employer.
	68.2	If the Contract is terminated for the Employer's convenience or because of a fundamental breach of Contract by the Employer, the Project Manager shall issue a certificate for the value of the work done, Materials ordered, the reasonable cost of removal of Equipment, repatriation of the Contractor's personnel employed solely on the Works, and the Contractor's costs of protecting and securing the Works, and less advance payments received up to the date of the certificate.

69. Property	69.1	All Materials on the Site, Plant, Equipment, Temporary Works, and Works shall be deemed to be the property of the Employer if the contract is terminated for fundamental breach by the Contractor,
70. Suspension of Financing	70.1	<p>In the event that the source of financing is suspended to the Employer, from which part of the payments to the Contractor are being made:</p> <p>(a) The Employer shall notify the Contractor of such suspension within Seven (7) days of having received the financing agency's suspension notice.</p> <p>(b) After the Notice has been issued and within fourteen (14) days, the Parties shall mutually agree on the future events of the Contract</p>
71. Force Majeure	71.1	Neither Party shall have any liability or be deemed to be in breach of the Contract for any delay or other failure in performance of its obligations under the Contract, if such delay or failure is a result of an event of Force Majeure.
	71.2	For purpose of this clause, "Force Majeure" means an event which is beyond the reasonable control of a Party, is not foreseeable, is unavoidable, and its origin is not due to negligence or lack of care on the part of a Party, and which makes a Party's performance of its obligations hereunder impossible or so impractical as reasonably to be considered impossible in the circumstances, and includes, but is not limited to, war, riots, civil disorder, earthquake, fire, explosion, storm, flood, epidemics, or other adverse weather conditions, strikes, lockouts or other industrial action (except where such strikes, lockouts or other industrial action are within the power of the Party invoking Force Majeure to prevent
	71.3	If a Party (hereinafter referred to as "the Affected Party") is or will be prevented from performing its substantial obligation under the contract by Force Majeure, it shall give a Notice to the other Party giving full particulars of the event and circumstance of Force Majeure and the

		reasons for the event of Force Majeure preventing the Affected Party from, or delay the Affected Party from performing its obligations under the Contract. The Notice shall be given within fourteen days after the Affected Party becomes aware, or should have become aware, of the relevant event or circumstances constituting Force Majeure.
	71.4	The Affected Party shall use reasonable efforts to mitigate the effects of the event of Force Majeure and shall endeavor to minimize any delay in the performance of the contract as a result of Force Majeure.
	71.5	The Affected Party shall give Notice to the other Party when it ceases to be affected by the Force Majeure.
	71.6	Upon completion of the event of Force Majeure and issuance Notice pursuant to GCC 71.4, the Affected Party must, as soon as reasonably practicable recommends the performance of its obligations under the contract. Where the Affected Party is the Contractor, the Contractor must provide a revised Work Program rescheduling the Works to minimize the effect of the prevention or delay caused by the event of Force Majeure.
72. Release from Performance	72.1	In the event the Affected Party have used all reasonable efforts to mitigate the effect of the event of force Majeure and minimize any delay in the performance of the contract as result of force Majeure, but the effect of force Majeure still subsists, the Project Manager shall certify that the Contract has been frustrated.
	72.2	Upon certification by the Project Manager pursuant to GCC 72.1 the Contractor shall make the site safe and stop work as quickly as possible after receiving the certificate and shall be paid for all Works carried out.

	72.3	The percentage to apply to the value of the work not completed, representing the Employer's additional cost for completing the Works, is [percent].
--	------	---

LETTER OF NOTIFICATION TO AWARD

THE UNITED REPUBLIC OF TANZANIA
MINISTRY OF HEALTH

Telegrams: "AFYA", DODOMA
Telephone: +255 026 2323267
Email: Ps@afya.go.tz.
(All letters should be addressed to
The Permanent Secretary)



Government City- Mtumba
Afya Street
P. O. Box 743
40478 DODOMA

Ref. No.CAB 209/549/01/ 262

22th March ,2022

M/s Suma JKT Construction Co. Ltd,
P.O Box 2984,
MWANZA.

**RE: NOTIFICATION OF AWARD FOR PROPOSED REHABILITATION
EXTENSION/EXPANSION AND CONSTRUCTION OF VARIOUS BUILDING
AT UKEREWE REGIONAL REFERRAL HOSPITAL IN MWANZA REGIONAL
TENDER NO ME/007/2021-2022/HQ/W/20**

Reference is made to the above heading.

2. Please be informed that, your Tender No. ME/007/2021-2022/HQ/W/20 Submitted on 04thDecember, 2021 was approved by Ministerial Tender Board through Minutes of the 4th ordinary Ministerial tender Board meeting held on 14th December, 2021.
3. The contract is hereby accepted, by the Ministry of Health at a total contract sum Tanzania shilling **Two Billion Six Hundred Ninety Nine Million and Ninety Eight Thousand Three Hundred and Three Only (2,699,999,098.303)** only VAT Inclusive with delivery period of Six months (6) from the date of signing the Contract.

Thank you for your cooperation.

A handwritten signature in black ink, appearing to read 'Elias Kwesi'.

Dr. Elias Kwesi

ACTING PERMANENT SECRETARY

Copy: Chief Executive Officer
Public Procurement Regulatory Authority
P. O. Box 2865
Dodoma

Copy : The Controller and Auditor General
P. O. Box 950
Dodoma

Attorney General
Copy : Attorney General Chambers
Ministry of Justice and Constitutional
Affairs
P. O. Box 630
Dodoma

Copy : Director
Technical Audit Unit
Ministry of Finance and Planning
P. O. Box 2808
Dodoma

Copy : Internal Auditor General
Ministry of Finance and Planning
P. O. Box 2808
Dodoma

Copy : Regional Manager
Tanzania Revenue Authority
P. O. Box 679
Dodoma

LETTER OF ACCEPTANCE



In Reply Please Quote Ref.No.
SUMAJKT CCL/LZ/RMWL/5025-32/01

SUMAJKT CONSTRUCTION COMPANY LIMITED

TEL: "JKT"
Telephone: MWZ +255 (0) 282550178
Fax: +255 (0) 282550177
Email: nscd.lz.sumajkt@gmail.com

Zonal Manager Office,
SUMAJKT Construction Co. Ltd -Lake Zone
P.O. BOX 2984
MWANZA 04 March 2022

Permanent Secretary
Ministry of Health, Community Development,
Gender, Elderly and Children (MonHCDEG)
P.O. BOX 743, 40478
DODOMA

**RE: PROPOSED REHABILITATION EXTENSION/EXPANSION
AND CONSTRUCTION OF VARIOUS BUILDING AT
UKERWE REGIONAL REFERRAL HOSPITAL IN MWANZA
REGION
TENDER NO ME/007/2021-2022/HQ/W/20**

SUB: ACCEPTANCE LETTER

The heading and sub heading above refers,

We are very much grateful for your consideration and award of the project to us as per your letter reference No. CAB.2009/549/01/262 dated 22th March 2022 for a contract sum of Tshs **2,699,999,098.303**.

We promise to deliver with expected efficiency as to the intended purpose of the project. We expect the signing of contract to be on the date of your notification.

Yours Sincerely,

SUMAJKT CONSTRUCTION COMPANY LIMITED


(FE Buberwa (PEng))

A/Lt Col. *Maj*

for Zonal Manager Lake Zone.



SPECIAL POWER OF ATTORNEY

TO ALL IT MAY CONCERN

THAT BY THIS POWER OF ATTONERY given on the **FEBRUARY 2022**

WE the undersigned **SUMAJKT CONSTRUCTION COMPANY LIMITED** of **P.O.BOX 2984 MWANZA** by virtue of authority conferred to us by the Board Resolution No. **X 12927** of day of **FEBRUARY 2022**, do hereby ordain nominated and appoint **FABIANA EMMANUEL BUBERWA** of **P.O.BOX 2984 MWANZA** to be our true lawful Attorney and Agent, with full power and authority, for us and our names, and for our accounts and benefits, to do any, or all of the following acts, in the execution of **Bid No.** that is to say;

To act for the company and do any other things incidental for.
For the **UKEREWE DISTRICT**;

AND provide always that this power of Attorney shall not revoke or in any manner affect any future power of attorney given to any person or persons for such other power or powers shall remain and be of the same force and affected as if this deed has not been executed.



AND we hereby undertake to ratify everything, which our Attorney or any substitute or substitutes or agent or agents appointed by him under this power on his behalf herein before contained shall do or purport to do in virtue of Power of Attorney.

SEALED with the commonSeal of the said **SUMAJKT CONSTRUCTION COMPANY LIMITED** and delivered in the presence of us this day of **FEBRUARY 2022**.

IN WITNESS where of we have signed this deed on this day of **FEBRUARY 2022** **MWANZA** for and on behalf of **SUMAJKT CONSTRUCTION COMPANY LIMITED-LAKE ZONE**

SEALED and **DELIVERED** by the
Common Seal of
Thisday of2022

DONOR
BEFORE ME
Name: PASCHAL JOSEPH
Signature: [Signature]
Date: 21/02/2022




COMMISSIONER FOR OATH

ACKNOWLEDGEMENT

I **HAMADI STAHIMILI MATATA** do hereby acknowledge and accept to be Attorney of the said **SUMAJKT CONSTRUCTION COMPANY LIMITED-LAKE ZONE** under the terms and conditions contained in this **POWER OF ATTORNEY** and I promise to perform and discharge my duties as the lawfully appointed Attorney faithfully and honestly.


SIGNED AND DELIVERED by the said
HAMADI STAHIMILI MATATA identified to me
by.....

The latter known to me personally. *Handwritten signature*
This day of 2022 **DONEE**



BEFORE ME

Name: *PASCHAL JOSEPH*
Signature: *[Handwritten Signature]*
Date: *21/02/2022*



COMMISSIONER FOR OATH

NEGOTIATION MINUTES

MINUTES OF NEGOTIATION MEETING

Project Name: Proposed Upgrading of Ukerewe District Hospital Infrastructure for Regional Referral Hospital services.

Conducted On: 01st December, 2021 & 24th February, 2022

Venue: MoH, NHIF Building – Dodoma & Sekou-toure Hospital - Mwanza

Prospective Bidder: M/s SUMAJKT Construction Co. LTD.

Attendance:

S/N	Name	Title	Organization	Position
1.	Arch. Paul Korosso	Head of Building Section	MoHCDGEC	Chairperson
2.	Mr. Joseph Bundala	Supplies Officer	MoHCDGEC	Secretary
2.	Ms. Rehema Chasuka	Supplies Officer	MoHCDGEC	Member
3.	Eng. Hamad Matata	Operational Manager	SUMAJKT Construction Co. LTD.	Contractor representative
4.	Qs. Christopher Nyawambura	Quantity Surveyor	SUMAJKT Construction Co. LTD.	Contractor representative

Absent with apology:

1. Valuer Wilson Waltara

AGENDA

1. Opening of the Meeting
2. Introduction and adoption of Agenda.
3. Discussion on the subject matter;
 - i) Discussion on scope of work.
 - ii) Discussion on the contract price.
 - iii) Discussion on the compensation event
 - iv) Discussion on the payment modalities
 - v) Discussion on the liabilities

MINUTES OF NEGOTIATION MEETING

- vi) Discussion on the securities
- vii) Discussion on staffing
- viii) Discussion on work duration
- ix) Discussion on work schedule
- x) Discussion on performance bond
- xi) Discussion tax clearance
- xii) Conclusion

4. Closing of the meeting.

MINUTES OF NEGOTIATION MEETING

1. OPENING OF THE MEETING:

Chairperson of the meeting called the meeting to order at 0143 Hrs by welcoming remark to attendants

2. INTRODUCTION AND ADOPTION OF AGENDA:

Introduction of Negotiation Team Members. Team members were given negotiation parameters, read to team members and accepted for negotiation and discussion.

3. DISCUSSIONS AND RESOLUTIONS

The Chairperson read out the recommendation under para 9.0 (2) by the Evaluation Team that required a negotiation to be conducted subject to review of the work scope by the Consultant in alignment with the budget set out by the Client for the Project.

Observed further that the document so far used for submission of the bid was meant for project operation under force account restricted for the same company not to build and supply material.

Mutually agreed the negotiation to be postponed for the Consultant to complete reviewing the project drawings and advise on the scope that fit the available budget and revise to bid document meant for a conventional method.

4. DISCUSSIONS AND RESOLUTIONS After Review

Having Completed the review and rescoping of the project work by the Consultant, three (03) options were provided for the Client to opt the first phase buildings to be built (refer appendix 1)

Negotiation meeting was conducted with respect to option one (as being proposed by the user department), deliberated and mutually agreed as here under narrated:

ISSUE	AGREEMENT (WITH FULL DETAILS)
Scope of the work	However, the scope of the work under negotiation is as defined in the bidding document but phase one (I) shall only cover construction of OPD, RCH, Pharmacy and Mortuary amounting to 2,699,237,189.57 VAT Inclusive on which the contractor has provided a 2% of the whole project sum for phase I.

MINUTES OF NEGOTIATION MEETING

	<p>delayed then negotiation on revised rates shall be applicable.</p> <p>The contractor asked on how to handle circumstances on cost and time should there be any outcomes on consultant's review altering the current defined scope of work.</p> <p>The Chairperson clarified that there will be a consultant and rate review is restricted to compulsory cases only, in case it alters scope of work consideration will be done in accordance to laws, regulations and procedures.</p>
<p>Contract price</p>	<p>Without altering the quality of work to be delivered, the chairperson asked for a discount. The contractor offered a discount of 2 percent from the contract sum, which was agreed by the bidder. The offered discount amounted to Tsh. 225,273,895.93 Thus, making the agreed Contract sum to be Tshs. 11,038,420,900,77 (VAT Inclusive).</p>
<p>Compensation events</p>	<p>The time mutually agreed to compensate for late payment (accrued interest) on either party to be referred to, after 45 working days from the date of certification. If there will be any signs of interest to be born in the project, contractor shall notify the employer in advance (early warning) in order to avoid unnecessarily damages or provide to, any compelling reasons. Losses and damages must be avoided in both parties for all avoidable cases.</p>
<p>Payment modalities</p>	<p>The payment modalities will be as stipulated in the special conditions of contract. 15% of phase one contract sum, However the Contractor asked for the advance payment to be 40% pertaining to the fact that transportation of small batches of material to the island might cause a big loss to the Contractor yet led to frustrating the project.</p> <p>Deliberated and mutually agreed that, the Contractor shall submit a special request for a Client to ask the increment of the advance payment to PST.</p>

PSL

E. K. Muli

MINUTES OF NEGOTIATION MEETING

	<p>Agreed the advance payment to be supported by commitment letter from the Chief of National Service.</p> <p>Interim payment can be applied after any substantive work done. No material on/off site shall be paid.</p> <p>Other Payments such as Penultimate payments, Final payments and Retention money will be treated as per contract agreement and standard procedures.</p>
<p>Liabilities</p>	<p>The contractor has agreed to abide to all contract terms and conditions including quality, time and cost. Testing and Commissioning will be conducted as per practicing laws, regulations and procedures. Defect liability period will be one (01) year.</p>
<p>Securities</p>	<p>The contractor shall insure that the whole work is fully covered with necessary contractual insurance and bonds.</p>
<p>Staffing</p>	<p>All the key staff to the project as required by the Tender requirements will be available and in case of any change will be replaced by an equally qualified profession. The Consultant shall verify the staffing schedule from time to time.</p> <p>The Client will appoint a Clerk of works who will be approved by the consultants.</p> <p>The consultant will have full representative (Resident Engineer / Architect) on site during the whole period of construction that will be responsible on daily work coordination and will cooperate with the Contractor's Site Engineer and all other site staff.</p>
<p>Work duration</p>	<p>The work duration is agreed to span for four (04) from the agreed commencement date and 12 calendar months for Defects liability period.</p> <p>The contractor will be granted seven (07) days mobilization period from the date of site possession. The commencement and completion date will be established during site possession meeting, keeping</p>

[Handwritten signature]

[Handwritten signature]

MINUTES OF NEGOTIATION MEETING

	in mind that, commencement date shall be seven (7) days after site possession.
Work schedule	The Contractor shall submit a detailed work program covering the agreed duration of the work pertaining to timely submission of reviewed drawings by the consultant. Consultant and contractor shall all cooperate and focus on work completion and project delivery within an anticipated time and Quality yet reflect the value for money.
Performance bond	Performance bond shall cover the whole period of work including defect liability.
Tax clearance	Informed that the contractor has submitted tax clearance certificate which shall be confirmed by the Consultant.
Conclusion	The negotiation was successful pertaining to approval of the tender board since the approved method was for implementation of the project under force account while the resubmission is based on consultants reviewed document meant for conventional method of implementation its compliance is subject to approval of the TB.

[Handwritten signature]



[Handwritten signature]


4. CLOSING OF THE MEETING:

The meeting was closed at 0342 Hrs, 24th of February, 2022 and the Chairperson thanked all the members for their participation on the negotiation.

MINUTES OF NEGOTIATION MEETING

Representative members, to sign for minutes' document on behalf of others and their organizations.

S/N	NAME OF FFICER	DESIGNATION	INSTITUTION	REMARK	SIGNATURE	DATE
1	Arch. Paul Korosso	Head of HBE	MOHCDGEC (Employer)	Agreed / Not Agreed.		24/02/2022
2	Eng. Hamad Matata	Operational Manager	SUMAJKT Construction Co. LTD	Agreed / Not Agreed		24/02/2022



PRICED BILL OF QUANTITIES

BILL NO. 5 - OPD BUILDING

**PROPOSED REHABILITATION/CONSTRUCTION OF HEALTH FACILITIES IN TABORA, KIGOMA
AND UKERWE PROCUREMENT UNDER TANZANIA COVID 19 SOCIAL ECONOMIC RECOVERY PLAN**

**BILL NO.
4**

ITEM	DESCRIPTION	UNIT	QTY	RATE	AMOUNT
	<u>BILL NO. 4 - OPD BLOCK</u>				
	<u>ELEMENT NO. 1- SUBSTRUCTURE (PROVISIONAL)</u>				
	<u>SITE CLEARANCE + TOP SOIL REMOVAL</u>				
A	Clear site of bushes, shrubs, undergrowth, cutting small trees and the like including grubbing up their roots and remove from site	SM	1600	1,000.00	1,600,000.00
B	Excavate oversite average 150mm deep to remove vegetable soil; covey average 100 linear metres and spread on site	SM	1600	1,000.00	1,600,000.00
	<u>EXCAVATIONS AND EARTHWORKS</u>				
C	Excavate pits to receive bases of Footing or the like; starting at stripped level and not exceeding 1.50 metres deep	CM	292	5,000	1,460,000.00
D	Excavate foundation trench commencing at formation level and not exceeding 1.50 metres deep	CM	320	5,000	1,600,000.00
E	Extra over any kind of excavation for breaking up rocks and the like	CM	61	25,000	1,525,000.00
F	Earth backfilling, well rammed and consolidated around foundations	CM	375	5,000	1,875,000.00
G	Load up surplus excavated materials and remove from site	CM	297	10,000	2,970,000.00
	<u>Disposal of water</u>				
H	Allow for keeping excavations free from water (except spring or running water) by pumping, baling or other means necessary	Item	1	500,000	500,000.00
	<u>Planking and strutting</u>				
J	Allow for the provision and subsequent removal of planking and strutting to uphold and maintain all faces of excavations	Item	1	500,000	500,000.00
	<u>Imported Fill and Hardcore</u>				
K	Imported G15 granular fill material; to make up levels under floors: over 300mm overall thickness; well compacted in layer of n.e 300mm	CM	1219	18,000	21,942,000.00
L	200mm Hardcore Bed levelled and blinded to receive polythene membrane (measured separately)	SM	813	12,000	9,756,000.00
	<u>Soil sterilization / Anti-termite treatment; Gladiator TC; 1.0% solution</u>				
M	Anti-termite treatment at a rate of 7 litres per square metre to subgrade and top of foundation walls	SM	813	5,000.00	4,065,000.00
N	Anti-termite treatment at rate of 8 litres per linear metre per 300mm depth per 235mm width to backfilling to one side of wall foundations	LM	222	2,500.00	555,000.00
	TO COLLECTION				49,948,000.00

**PROPOSED REHABILITATION/CONSTRUCTION OF HEALTH FACILITIES IN TABORA, KIGOMA
AND UKEREWE PROCUREMENT UNDER TANZANIA COVID 19 SOCIAL ECONOMIC RECOVERY PLAN**

BILL NO.
4

ITEM	DESCRIPTION	UNIT	QTY	RATE	AMOUNT
	Element No.1-Substructure				
	<u>CONCRETE WORK</u>				
	<u>Plain concrete grade "10"</u>				
A	50mm thick blinding	SM	86	10,000	860,000.00
	<u>Plain concrete grade "30"</u>				
B	Foundation footing	CM	91	300,000	27,300,000.00
	<u>Reinforced concrete grade "30" including vibrating around reinforcement</u>				
C	100mm thick beds	SM	928	30,000	27,840,000.00
D	Bases of column	CM	25	300,000	7,500,000.00
E	Column Stratar	CM	6	300,000	1,800,000.00
F	Ground / Plinth beam	CM	32	300,000	9,600,000.00
G	Steps; ramps and the like	CM	9	300,000	2,700,000.00
	<u>Reinforcement, as described (provisional)</u>				
	<u>High tensile hot rolled deformed steel bar reinforcement to BS 4449:1997</u>				
H	8 - 25mm diameter bars; steel of various sizes	Kg	9646	3,500	33,761,000.00
	<u>Fabric reinforcements; BS 4482</u>				
J	Reference No. A252 mesh reinforcement, weighing 3.95kg per squire metre; fixed to floor bed	SM	928	19,000	17,632,000.00
	<u>Sawn formwork to</u>				
K	Vertical sides of foundations, ground beams and the like	SM	645	30,000	19,350,000.00
L	Vertical sides of columns	SM	66	30,000	1,980,000.00
M	Edges of beds; 100 - 150mm; vertical	LM	222	4,500	999,000.00
	<u>WALLING</u>				
	<u>Blockwork; solid concrete blocks; BS 6073 type A; compressive strength 4.0N/sq.mm; in cement mortar (1:3); Note - Provide for Galvanized hoop iron wall ties built into alternate courses for walls abutting RC columns (wall ties NOT measured separately)</u>				
N	230mm Wall	SM	929	55,000	51,095,000.00
	TO COLLECTION				202,417,000.00

**PROPOSED REHABILITATION/CONSTRUCTION OF HEALTH FACILITIES IN TABORA, KIGOMA
AND UKEREWE PROCUREMENT UNDER TANZANIA COVID 19 SOCIAL ECONOMIC RECOVERY PLAN**

BILL NO.
4

ITEM	DESCRIPTION	UNIT	QTY	RATE	AMOUNT
	Element No.1-Substructure				
	<u>Damp proof courses</u>				
A	1000 Gauge polythene damp proof membrane laid over blinded hardcore (measured separately)	SM	928	3,000	2,784,000.00
B	Hessian based damp proof course to BS 743 type "5A" 230mm wide laid horizontally on blockwork	LM	619	3,000	1,856,445.00
	<u>Finishes</u>				
C	25mm Cement and sand (1:3) external rendering to concrete blockwall	SM	465	8,000	3,716,000.00
D	Prepare and apply one undercoat and two finishing coats of matt weather-guard paint to rendered plinth wall	SM	465	8,000	3,716,000.00
	TO COLLECTION Element No.1-Substructure				12,072,445.00
	COLLECTION:				
	PAGE 4 / 1				49,948,000.00
	PAGE 4 / 2				202,417,000.00
	PAGE 4 / 3				12,072,445.00
	ELEMENT NO. 1 SUBSTRUCTURE				264,437,445.00

**PROPOSED REHABILITATION/CONSTRUCTION OF HEALTH FACILITIES IN TABORA, KIGOMA
AND UKEREWE PROCUREMENT UNDER TANZANIA COVID 19 SOCIAL ECONOMIC RECOVERY PLAN**

BILL NO.
4

ITEM	DESCRIPTION	UNIT	QTY	RATE	AMOUNT
	Substructure				
	<u>ELEMENT NO. 2 - FRAME</u>				
	<u>Reinforced concrete grade "30" including vibrating around reinforcement</u>				
A	Columns	CM	12	300,000	3,600,000.00
B	Horizontal beams	CM	57	300,000	17,100,000.00
	<u>Precast Concrete; Mix 1:1.5:3; bedding, jointing and pointing in cement mortar (1:3); weathered once; throated once; reinforced 4 No. 12mm rolled mild steel bars; 8mm diameter mild steel links at 250mm centres; finish fair on top, two faces and part soffits</u>				
C	150 x 200mm thick; lintel (provisional) <u>Reinforcement, as described (provisional)</u>	LM	63	45,000	2,835,000.00
	<u>High tensile hot rolled deformed steel bar reinforcement to BS 4449:1997</u>				
D	8 - 25mm diameter bars; steel of various sizes	Kg	9646	3,500	33,761,000.00
	<u>Sawn formwork to</u>				
E	Vertical sides of columns	SM	163	30,000	4,890,000.00
F	Sides and soffits of horizontal beams	SM	696	30,000	20,880,000
	<u>ELEMENT NO. 2 FRAME Frame</u>				83,066,000

**PROPOSED REHABILITATION/CONSTRUCTION OF HEALTH FACILITIES IN TABORA, KIGOMA
AND UKERWE PROCUREMENT UNDER TANZANIA COVID 19 SOCIAL ECONOMIC RECOVERY PLAN**

BILL NO.
4

ITEM	DESCRIPTION	UNIT	QTY	RATE	AMOUNT
	<u>ELEMENT NO. 3 - WALLING</u>				
	<u>Precast Concrete; Mix 1:1.5;3; bedding, jointing and pointing in cement mortar (1:3); weathered once; throated once; reinforced 4 No. 12mm rolled mild steel bars; 8mm diameter mild steel links at 250mm centres; finish fair on top, two faces and part soffits</u>				
	<u>Window Cills:</u>				
A	225 x 75mm average thick p.c.c window cill with splay cut	LM	81	45,000	3,645,000.00
	<u>Blockwork; solid concrete blocks; BS 6073 type A; compressive strength 4.0N/sq.mm; in cement mortar (1:3); Note - Provide for Galvanized hoop iron wall ties built into alternate courses for walls abutting RC columns (wall ties NOT measured separately)</u>				
B	230mm thick walling	SM	993	55,000	54,615,000.00
	<u>Composite Unit;</u>				
	<u>Balustrades:</u>				
C	900mm high composite unit stainless steel balustrades; consting of 75mm diameter handrails; 50mm diameter vertical main balustrades; 25mm diameter infill balusters spaced at 250mm centres; 30mm diameter horizontal rails; all welded together; including balls; rings and all other accessories: (Court Yard/Void)	LM	54	220,000	11,880,000.00
	<u>Aluminium Partition</u>				
	<u>Supply and fix Aluminium Profiles 1.5mm thick, 100x45mm-frames; natural anodized or bronze finish to Architect's approval; weather tested to components as manufacture's specifications; assembled as per architect's drawings; including frames and transomes; glazing by 5mm thick clear glass-sheet to top-panel and vent-light, 6mm thick Mellamine board to bottom panel, in aluminium-partition, inbuilt door and sliding shutters; weather stripping complete all associated iron mongery such as concealed overhead-spring closers, pull handles to both sides locks and hinges; including assembling of units of site stripping protective tapes and fixing with manufacture's screws and proprietary bedding compounds to structural openings; sealing all wall-surface with non - hardening mastic; removing protective tape</u>				
D	Ditto; 2000x2950mm high; Alu. Part at NHIF office	No.	1	1,298,000	1,298,000.00
E	Ditto; 2010x2950mm high; Alu Part at NHIF Registration	No.	1	1,304,490	1,304,490.00
F	Ditto; 3000x2950mm high; Alu Part at NHIF Office	No.	1	1,947,000	1,947,000.00
G	Ditto; 3000x2950mm high; Alu Part at Nurse station.	No.	1	1,947,000	1,947,000.00
H	Ditto; 2000x2950mm high; Alu Part at Cashier.	No.	1	1,298,000	1,298,000.00
	<u>ELEMENT NO. 3 WALLING</u>				77,934,490.00

**PROPOSED REHABILITATION/CONSTRUCTION OF HEALTH FACILITIES IN TABORA, KIGOMA
AND UKEREWE PROCUREMENT UNDER TANZANIA COVID 19 SOCIAL ECONOMIC RECOVERY PLAN**

BILL NO.
4

ITEM	DESCRIPTION	UNIT	QTY	RATE	AMOUNT
	<u>ELEMENT NO. 4 - ROOF CONSTRUCTION AND FINISHES</u>				
	<u>Pitched Roofs</u>				
	<u>CARPENTRY</u>				
	<u>Structural timbers; softwood; pressure impregnated with Tanalith C; fixing bolts</u>				
A	Members of roof trusses; 50 x 150mm rafters	LM	772	5,000	3,860,000.00
B	Members of roof trusses; 50 x 150mm king post	LM	170	5,000	850,000.00
C	Members of roof trusses; 50 x 150mm bottom chord	LM	642	5,000	3,210,000.00
D	Members of roof trusses; 50 x 100mm struts	LM	1527	4,000	6,108,000.00
E	Wall plate; 50 x 150mm	LM	209	4,000	836,000.00
F	Purlins; 50 x 50mm	LM	2875	3,000	8,625,000.00
	<u>Gusset Plates; Mild Steel</u>				
G	6mm thick; U-plate steel angle cleat; 100mm wide x 150mm long; four times bent to shape as per detail	No.	231	10,000	2,310,000.00
H	18mm thick; marine plywood plate; 320mm wide x 530mm long	No.	184	10,000	1,840,000.00
J	18mm thick; marine plywood plate; 216mm wide x 870mm long	No.	92	10,000	920,000.00
	<u>Bolts; Mild steel</u>				
K	10mm diameter fastening bolts; grade 4.6; 215mm long; one nut two washers	No.	1104	5,000	5,520,000.00
	<u>Sundries</u>				
L	Holes for 10mm diameter bolts; 18thick marine plywood	No.	1104	1,000	1,104,000.00
	<u>ROOF COVERING</u>				
M	<u>Roofing; 26 gauge pre-painted Colour Alu Zinc IT5 troughed sheets; single length; supplied by NABAKI Africa Ltd. or equal and approved; fixed in accordance with the manufacturer's printed instructions</u>	SM	1299	40,000	51,960,000.00
N	Extra for raking cutting	LM	163	25,000	4,075,000.00
	TO COLLECTION				91,218,000.00

**PROPOSED REHABILITATION/CONSTRUCTION OF HEALTH FACILITIES IN TABORA, KIGOMA
AND UKEREWE PROCUREMENT UNDER TANZANIA COVID 19 SOCIAL ECONOMIC RECOVERY PLAN**

BILL NO.
4

ITEM	DESCRIPTION	UNIT	QTY	RATE	AMOUNT
	Element No. 4 - Roof Construction & Finishes				
	<u>Accessories in Gauge 22 Resin Coated finish Aluminium sheet to match roofing, fixing with drive screws to sheeting;</u>				
A	ridge/hip capping; 550mm girth; three times bent; nailed to battens, twice fixed at 450mm centres	LM	124	25,000	3,100,000.00
B	valley gutter; 550mm girth; three times bent; nailed to battens, twice fixed at 450mm centres	LM	79	25,000	1,975,000.00
	<u>Roof drainage (provisional)</u>				
	<u>Rainwater installation; pipework; UPVC pipes and fittings; heavy grade; painted on site</u>				
C	150mm Gutters; solvent welded joints in the running length; GC12W gutter connectors; fixing with support brackets	LM	220	15,000	3,300,000.00
D	Roof outlets; domed; solvent weld joints to pipes for 80mm pipes	No.	7	15,000	105,000.00
E	Ends	No.	4	15,000	60,000.00
F	110mm diameter Rainwater pipe; ring seal joints in the running length; plastic holderbats; fixing to backgrounds requiring plugging	LM	42	12,000	504,000.00
G	Extra; bend	No.	14	12,000	168,000.00
H	Extra; shoe	No.	7	12,000	84,000.00
J	Spigot; connection to PVC pipe	No.	7	12,000	84,000.00
	TO COLLECTION Element No. 4 - Roof Construction & Finishes				9,380,000.00
	COLLECTION:				
	PAGE 4 / 6				91,218,000.00
	PAGE 4 / 7				9,380,000.00
	ELEMENT NO. 4: ROOF CONSTRUCTION AND FINISHES				100,598,000.00

**PROPOSED REHABILITATION/CONSTRUCTION OF HEALTH FACILITIES IN TABORA, KIGOMA
AND UKEREWE PROCUREMENT UNDER TANZANIA COVID 19 SOCIAL ECONOMIC RECOVERY PLAN**

**BILL NO.
4**

ITEM	DESCRIPTION	UNIT	QTY	RATE	AMOUNT
	<p><u>ELEMENT NO. 5 - WINDOWS</u></p> <p><u>GLAZED FRAMED ALUMINIUM ALLOY WINDOWS</u></p> <p><i>Supply and fix the following purpose made aluminium alloy windows; comprising of; 105x 50 x 1.8mm thick Heavy duty Natural Anodized Aluminum Profile as supplied by M/S DAR ES SALAAM GLASS WORKS of P.O.BOX 253 DSM: INNER and OUTER panels; natural Anodized finish; provide outer panels glazed with 6mm thick cloured glass; and provide inner operable sliding panels; complete with all fittings; accessories and fasteners; fixing to concrete base:silicon sealer</i></p> <p>[All - Colour, materials and workmanship to Project Manager's approval]</p>				
A	overall size 1600 x 1600mm high; W1	No.	25	563,200	14,080,000.00
B	overall size 1000 x 1600mm high; W2	No.	14	352,000	4,928,000.00
C	overall size 1000 x 1000mm high; W3	No.	15	220,000	3,300,000.00
	<p><u>Metal grille</u></p> <p><i>Supply and fix approved pattern mild steel grille comprising of 25X25x3mm RHS framing, 5X20mm mild steel flat bars welded framing at 80mm centre horizontally and 150mm centre vertically; including fixing to concrete or blockwork prime and painted to fit</i></p>				
D	overall size 1600 x 1800mm high; W1	No.	25	512,000	12,800,000.00
E	overall size 1000 x 1800mm high; W2	No.	14	320,000	4,480,000.00
F	overall size 1000 x 1000mm high; W3	No.	15	200,000	3,000,000.00
	<p><u>ELEMENT NO. 5</u></p> <p><u>WINDOWS</u></p> <p>Windows</p>				42,588,000.00

**PROPOSED REHABILITATION/CONSTRUCTION OF HEALTH FACILITIES IN TABORA, KIGOMA
AND UKEREWE PROCUREMENT UNDER TANZANIA COVID 19 SOCIAL ECONOMIC RECOVERY PLAN**

**BILL NO.
4**

ITEM	DESCRIPTION	UNIT	QTY	RATE	AMOUNT
	<u>ELEMENT No. 6: DOORS</u>				
	<u>Prime quality mkinga or other equal and approved hardwood</u>				
	<u>Panelled doors; Hardwood selected; comprised of 40 x 120mm stiles, top and intermediate rails; 45 x 180mm bottom rails; all once grooved; open panels infilled with 38mm thick moulded hardwood panel; tongued and grooved; including all planted mouldings</u>				
A	D1 ; 45mm Thick double leaf panelled door size 2000 x 2200mm high	No.	1	1,188,000	1,188,000.00
B	D2 ; 45mm Thick single leaf panelled door size 1800 x 2200mm high	No.	1	1,069,200	1,069,200.00
C	D3 ; 45mm Thick single leaf panelled door size 1610 x 2200mm high	No.	4	956,340	3,825,360.00
D	D4 ; 45mm Thick single leaf panelled door size 1000 x 2200mm high	No.	33	594,000	19,602,000.00
E	D5 ; 45mm Thick single leaf panelled door size 750 x 2100mm high	No.	14	445,500	6,237,000.00
	<u>Frames and finishings</u>				
F	45 x 150mm Frame with one labour fixed to grounds (m/s)	LM	340	27000	9,180,000.00
G	45 x 150mm transome	LM	47	27,000	1,269,000.00
H	70 x 30mm Moulded Architrave	LM	340	10,000	3,400,000.00
J	50 x 25mm glazing beads	LM	91	10,000	910,000.00
K	70 x 19mm meeting stile	LM	281	10,000	2,810,000.00
	<u>Sawn hardwood third grade</u>				
L	15 x 100mm Grounds, plugged	LM	340	10,000	3,400,000.00
	<u>Ironmongery</u>				
	<u>Supply and fix the following ironmongery as manufactured by "HAFELE" or other equal and approved fixed to hardwood with matching screws</u>				
M	Three levers mortice lockset complete with furniture	No.	6	120,000	720,000.00
N	Two levers mortice lockset complete with furniture	No.	33	90,000	2,970,000.00
Q	100mm Aluminium butt hinges	Prs.	89	15,000	1,335,000.00
R	Overhead Door closer	No.	53	90,000	4,770,000.00
S	Bathroom lock with indicator bolt	No.	14	30,000	420,000.00
T	Name plate	No	53	30,000	1,590,000.00
N	900mmx250mm Alluminium kicking plates to doors	No	27	55,000	1,485,000.00
	<u>Glass in door vent openings; 6mm thick clear sheet Glass</u>				
T	Glass over 0.5 not exceeding 1.0 square metre	SM	39	60,000	2,340,000.00
	<u>ELEMENT NO. 6</u>				
	<u>DOORS</u>				68,520,560.00
	Doors				

**PROPOSED REHABILITATION/CONSTRUCTION OF HEALTH FACILITIES IN TABORA, KIGOMA
AND UKEREWE PROCUREMENT UNDER TANZANIA COVID 19 SOCIAL ECONOMIC RECOVERY PLAN**

BILL NO.
4

ITEM	DESCRIPTION	UNIT	QTY	RATE	AMOUNT
	<u>ELEMENT NO. 7 - FINISHES</u>				
	<u>Wall finishes</u>				
	<i><u>Internal plastering in two coats, first coat 12mm thick cement and sand (1:4) steel trowelled; prepare and apply second coat 3mm thick stucco steel trowelled to smooth finish, including sanding with sand paper</u></i>				
A	Walls; concrete or masonry surfaces externally	SM	715	8,000	5,720,000.00
	<i><u>Internal plastering in two coats, first coat 12mm thick cement and sand (1:4) steel trowelled; prepare and apply second coat 3mm thick stucco steel trowelled to smooth finish, including sanding with sand paper</u></i>				
B	Walls; concrete or masonry surfaces internally	SM	1280	8,000	10,240,000.00
	<u>Cement and sand (1:4) backings etc</u>				
C	15mm thick backings to receive wall tiles (m.s)	SM	745	8,000	5,960,000.00
	Provide for supply of coloured ceramic wall tiles and take delivery and fix 200 x 300 x 10mm ceramic tiles (Ex-Spain) to walls on prepared backing (measured separately)				
D		SM	745	40,000	29,800,000.00
E	Extra over ditto for corner iron	LM	267	5,000	1,335,000.00
	<u>Floor Finishes</u>				
	<u>Cement sand (1:3) screeds; beds etc</u>				
F	38mm thick work to floor to receive floor tiles (m.s)	SM	928	8,000	7,424,000.00
G	150mm high work to skirting	LM	729	1,200	874,800.00
H	300mm wide; work to treads	LM	47	2,400	112,800.00
I	150mm high; work to riser	LM	47	1,200	56,400.00
	<i><u>Tile, slab or block finishings in floor finishes; Polcelain Floor tiles (Ex-Spain); butt joints; laid to pattern; bedded and pointed in cement mortar; fixing with approved adhesive; grouting with approved grout</u></i>				
J	600 x 600 x 10mm units to to floors on cement and sand base; level or to falls only not exceeding 15 degrees from horizontal	SM	928	76,200	70,713,600.00
K	150 x 600 x 10mm skirting;	LM	729	11,430	8,332,470.00
B	300mm wide; work to to treads	SM	47	22,860	1,074,420.00
C	150mm high; work to riser	LM	47	11,430	537,210.00
	TO COLLECTION				142,180,700.00
	Element No.7 - Finishes				

**PROPOSED REHABILITATION/CONSTRUCTION OF HEALTH FACILITIES IN TABORA, KIGOMA
AND UKEREWE PROCUREMENT UNDER TANZANIA COVID 19 SOCIAL ECONOMIC RECOVERY PLAN**

BILL NO.
4

ITEM	DESCRIPTION	UNIT	QTY	RATE	AMOUNT
	<u>Ceiling finishes</u>				
	<u>Suspended ceilings; PVC or equivalent to eaves ceiling</u>				
A	Ceilings to eaves ; externally	SM	200	10,000	2,000,000.00
	<i>Plain sheet finishing, 9mm thick gypsum boards ceiling(Ex-Thailand), tapered edge wallboard fixing with plastered self tapping screws headholes filled and sanded, taped and srmimed board all receive direct decorations.</i>				
B	work to ceilings; over 300mm; internally	SM	928	10,000	9,280,000.00
C	Extra for access panels; 600 x 600mm	No..	1	150,000	150,000.00
D	Extra for additional wire hangers and soffit cleats in conjunction with services	Item	1	500,000	500,000.00
E	Decorative cornice 75mm	LM	746	5,000	3,730,000.00
	<u>BRANDERING</u>				
	<i>50x 50mm treated softwood concealed framework at 600 mm centres both ways for mounting gyproc or MDF sheeting ; all bracing and pinning together ; pluqqing and screwing framework at perimeter</i>				
F	Softwood brandering ;50 x 50mm size	2923	M	3,000	8,769,000.00
	TO COLLECTION Element No.7 - Finishes				24,429,000.00
	COLLECTION:				
	PAGE 4 / 10				142,180,700.00
	PAGE 4 / 11				24,429,000.00
	<u>ELEMENT NO. 7</u> <u>FINISHES</u> Finishes				166,609,700.00

**PROPOSED REHABILITATION/CONSTRUCTION OF HEALTH FACILITIES IN TABORA, KIGOMA
AND UKEREWE PROCUREMENT UNDER TANZANIA COVID 19 SOCIAL ECONOMIC RECOVERY PLAN**

BILL NO.
4

ITEM	DESCRIPTION	UNIT	QTY	RATE	AMOUNT
<u>ELEMENT NO. 8 - PAINTING AND DECORATION</u>					
<i>Prepare and apply one primer coat and two finishing coats of washable emulsion paint or equal and approved; Internally</i>					
A	Plastered walls; internally	SM	1280	8,000	10,240,000.00
<i>External plastering in two coats, first coat 12mm thick cement and sand (1:4) steel trowelled; prepare and apply second coat 3mm thick stucco steel trowelled to smooth finish, including sanding with sand paper</i>					
B	Plastered walls; externally	SM	715	8,000	5,720,000.00
<i>Prepare and apply one primer coat and two finishing coats of washable emulsion paint or equal and approved; to gypsum board</i>					
D	Ceiling; internally	SM	928	8,000	7,424,000.00
<i>Painting ; one coat of primer ; two coats of oil based paint; iron or steel surfaces.</i>					
E	Doors surfaces over 300mm girth	SM	234	8,000	1,872,000.00
F	General surfaces not exceeding 100mm girth	LM	340	1,000	340,000.00
G	Frames and the like over 100 but not exceeding 200mm girth	LM	387	2,000	774,000.00
<i>Prepare, prime and apply three coats of mahogany varnish stain as per manufacturers specifications on wood surfaces</i>					
I	Doors surfaces over 300mm girth	SM	234	8,000	1,872,000.00
J	General surfaces not exceeding 100mm girth	LM	340	1,000	340,000.00
K	Frames and the like over 100 but not exceeding 200mm girth	LM	387	2,000	774,000.00
	<u>ELEMENT NO. 8 PAINT & DECORATION</u> Paint and Decoration				29,356,000.00

OPD UKERWE
ELECTRICAL INSTALLATION

S/N	DESCRIPTION	QTY	UNIT	RATE TSHS	TOTAL TSHS
1	Supply and Install the following:- 8 ways TPN Distribution board C/W 63A TPN RCD and all outgoing mcb's. As Tronic manufacture	1	No	2,100,000	2,100,000
2	6 ways TPN distribution board C/W 100A TPN RCD and all outgoing mcb's	1	No	1,900,000	1,900,000
3	4c x 25mm ² PVC Copper Cable from power source to distribution board "A" (Provisional)	20	m	98,000	1,960,000
4	1c x 4 x 16 mm ² PVC Copper Cable from Distribution board A to Distribution board B	240	m	15,000	3,600,000
5	Lighting points wired in full conduit system with all installation accessories using 3 x 1.5mm ² PVC copper Cable excluding light fitting	133	No	30,000	3,990,000
6	Power points wired in full conduit system with all installation accessories using 3 x 2.5mm ² PVC Copper Cable excluding switch sockets and DP Switches	76	Item	45,000	3,420,000
7	Complete earthing system		Item		500,000
8	LED Panel light (42W) for canopy lighting	48	Nos	60,000	2,880,000
9	LED Panel light (20W) recessed down Light	73	Nos	45,000	3,285,000
10	Enclosed polycarbonate wall mounted luminaire for Low wattage lamp High pressure mercury Lamp with 1P65 protection and vandal Resistant fixings As Thorn PIAZZA (50W)	12	Nos	50,000	600,000
11	10A One way one gang switch as Mk Manufacture	48	Nos	50,000	2,400,000
12	10A One way two gang switch as Mk Manufacture	5	Nos	21,000	105,000
13	20A DP Switch with neon Indicator as MK Manufacture	18	Nos	20,000	360,000
14	2 x 13A Switch socket as Mk Manufacture	58	Nos	15,000	870,000
15	Operation theater light	1	Nos	2,000,000	2,000,000
16	As built drawings	1	Item	500,000	500,000
	TOTAL TO SUMMARY				30,470,000

UKEREWE OPD - PLUMBING INSTALLATIONS

PRICED BILLS OF QUANTITIES

S/NO	DESCRIPTION	UNIT	QTY	RATE (Tshs)	TOTAL
	Sanitary installations; sanitary appliances; Twyford's Products				
A	WC suites, white glazed vitreous china; low level; nine litre white glazed vitreous china cistern, cover and brackets; ball valves, flush pipe; plastic seat and cover; operating handle and connecting to soil and vent pipe.	Nr	4	300,000.00	1,200,000.00
B	WC suites, white glazed vitreous china; high level; nine litre white glazed vitreous china cistern, cover and brackets; ball valves, flush pipe; plastic seat and cover; operating handle and connecting to soil and vent pipe.	Nr	4	450,000.00	1,800,000.00
C	Hand wash basin, with single tap hole, White glazed vitreous china; complete with fixing brackets with screws to backgrounds requiring plugging; bedding waste in white lead.	Nr	21	450,000.00	9,450,000.00
D	Disabled WC suites, white glazed vitreous china; nine litre white glazed vitreous china cistern, cover and brackets; ball valves, flush pipe; syphon, overflow outlet, operating handle, wall hanger and connect to soil and vent pipe.	Nr	1	1,200,000.00	1,200,000.00
E	Scrub up Sink with single bowl, stainless steel chromium plated waste, chain stay and plug, chromium plated cross headed tap with back inlet.	Nr	2	1,200,000.00	2,400,000.00
F	Urinal, white glazed vitreous china; five litre white glazed vitreous china cistern, cover and brackets; ball valves, flush pipe; operating handle and connecting to soil and vent pipe.	Nr	3	450,000.00	1,350,000.00
G	Supply and install chromium plated shower rose with 15mm diameter supply pipe and valve	Nr	2	150,000.00	300,000.00
	Accessories				
H	Toilet roll holder; Cat, No T9003028	Nr	8	500,000.00	4,000,000.00
I	Hand Spray; Cat, No T6013042	Nr	8	400,000.00	3,200,000.00
		To collection			24,900,000.00

S/NO	DESCRIPTION	UNIT	QTY	RATE (Tshs)	TOTAL
A	6mm silver Mirror, lead backed, size 850 x 600mm with arise edges fixed to wall with mirror screws.	Nr	21	150,000.00	3,150,000.00
WATERSUPPLY					
B	Allow connection of water supply pipe (40mm) PVC pipe from the public water supply system to the building including including excavations, backfilling and disposal. Water Distribution system; Dizayn PPR 80 green pipes and fittings to BS 1387.	Nr	1	500,000.00	500,000.00
C	Supply and install 40mm diameter water supply pipe including fittings and accessories (elbows, tees, connectors, bends etc)	m	65	20,000.00	1,300,000.00
D	Supply and install 25mm diameter water supply pipe including fittings and accessories (elbows, tees, connectors, bends etc)	m	36	15,000.00	540,000.00
E	Supply and install 20mm diameter water supply pipe including fittings and accessories (elbows, tees, connectors, bends etc)	m	40	12,000.00	480,000.00
F	Supply and install 15mm diameter water supply pipe including fittings and accessories (elbows, tees, connectors, bends etc)	m	18	10,000.00	180,000.00
G	Supply and install 15mm flexible pipe connectors to wash hand basin (WHB), Water closet (WCs), and kitchen sink.	Nr	30	11,000.00	330,000.00
H	Supply and fix 15mm diameter corner stop valves with hand wheel, polished by manufacturer. The valves should comply with the specifications	Nr	8	11,000.00	88,000.00
I	Supply and fix 20mm diameter stop valves with hand wheel, polished by manufacturer. The valves should comply with the specifications	Nr	12	12,000.00	144,000.00
J	Supply and fix 40mm diameter stop valves with hand wheel, polished by manufacturer. The valves should comply with the specifications	Nr	6	40,000.00	240,000.00
				To collection	6,952,000.00

S/NO	DESCRIPTION	UNIT	QTY	RATE (Tshs)	TOTAL
INTERNAL FOULWATER DRAINAGE					
A	Supply and install 110mm diameter pipe (uPVC) for foulwater pipes including fittings and standard holder bats fixing to walls or slab requiring plugging.	m	24	20,000.00	480,000.00
B	Supply and install 50mm diameter pipe (uPVC) for foulwater pipes including fittings and standard holder bats fixing to walls or slab requiring plugging.	m	10	15,000.00	150,000.00
C	Supply and install 40mm diameter pipe (uPVC) for waste water including fittings and standard holderbats fixing to wall or slab requiring plugging	m	35	12,000.00	420,000.00
D	Allow for elbows, bends connector traps etc to suit the above installation	Item	1	500,000.00	500,000.00
E	Supply and install vent cowl of 110mm diameter	Nr	1	50,000.00	50,000.00
SEWERAGE (External Drainage)					
F	Allow for gully trap, size 250 x 250mm	Nr	8	50,000.00	400,000.00
G	Excavate trench not exceeding 0.75m deep and average 500mm width, supply and lay sewerage pipe not exceeding 80mm diameter from sanitary fittings for stack pipes to manholes including backfilling.	m	42	10,000.00	420,000.00
H	Excavate trench not exceeding 0.75m deep and average 500mm width, supply and lay sewerage pipe not exceeding 110mm diameter from sanitary fittings for stack pipes to manholes including backfilling.	m	26	10,000.00	260,000.00
I	Excavate trench not exceeding 1.5m deep and average 500mm width, supply and lay sewerage pipe not exceeding 110mm diameter from manhole to manholes including backfilling	m	116	10,000.00	1,160,000.00
J	Allow for construction of foulwater manhole of internal dimensions 600 x600mm depth to invert level not exceeding 1000mm comprising 200mm plain concrete grade "C" bend 230mm blockwall plastered internally, 100mm concrete cover slab reinforced with and including BRC mesh reinforcement 200mm average concrete bending plastered and including medium frame, all excavations, disposal and formwork	Nr	13	200,000.00	2,600,000.00
				To collection	6,440,000.00

PLUMBING

S/NO	DESCRIPTION	UNIT	QTY	RATE (Tshs)	TOTAL
A	Allow for construction of septic tank of internal dimensions 4800mm length, 1600mm width and 1800mm depth comprising 200mm plain concrete grade "C" bend 230mm blockwall plastered internally, 100mm concrete cover slab reinforced with and including BRC mesh reinforcement 200mm average concrete bending plastered and including medium frame, all excavations, disposal and formwork.	Nr	1	4,000,000.00	4,000,000.00
B	Allow for construction of soakpit of internal dimensions 3500mm diameter and 3000mm depth comprising 200mm plain concrete grade "C" bend 230mm blockwall, 100mm concrete cover slab reinforced with and including BRC mesh reinforcement 200mm average concrete bending plastered and including medium frame, all excavations, disposal and formwork.	Nr	1	4,000,000.00	4,000,000.00
FIRE FIGHTING					
PORTABLE FIRE EXTINGUISHERS					
C	Supply and install 5kg carbon dioxide portable fire extinguishers	Nr	2	300,000.00	600,000.00
D	Supply and install 9kg dry powder portable fire extinguishers	Nr	2	250,000.00	500,000.00
To collection					9,100,000.00
COLLECTION					
PAGE 1					24,900,000.00
PAGE 2					6,952,000.00
PAGE 3					6,440,000.00
PAGE 4					9,100,000.00
TOTAL PLUMBING INSTALLATIONS					47,392,000.00

UKEREWE OPD
AIR CONDITIONING INSTALLATIONS
BILLS OF QUANTITIES

S/NO	DESCRIPTION	UNIT	QTY	RATE (Tshs)	TOTAL
A	Supply and installation of split type, wall mounted air conditioning unit with cooling capacity 5.2kW as type LG, complete with refrigerant and insulated pipes as described, including wireless remote controller, voltage stablizer AVS30 and brackets.	Nr	2	1,260,000.00	2,520,000.00
B	Supply and installation of split type, wall mounted air conditioning unit with cooling capacity 3.5kW as type LG, complete with refrigerant and insulated pipes as described, including wireless remote controller, voltage stablizer AVS30 and brackets.	Nr	2	1,120,000.00	2,240,000.00
C	Supply and installation of split type, wall mounted air conditioning unit with cooling capacity 2.8kW as type LG, complete with refrigerant and insulated pipes as described, including wireless remote controller, voltage stablizer AVS30 and brackets.	Nr	13	840,000.00	10,920,000.00
D	Supply and install 120 x 75mm steel trunking for accommodating all insulated external pipework for outdoor A/C system including corners, joints, wall plates, pipe holders and all necessary fittings.	M	56	50,000.00	2,800,000.00
E	Supply and installation of 2.5sq.mm PVC/PVC four core flexible copper cable in conduits including necessary accessories.	M	80	2,500.00	200,000.00
F	Supply and installation of 1.5sq.mm PVC/PVC four core copper cable in conduits including all necessary accessories.	M	120	1,500.00	180,000.00
G	Supply and installation of 20mm-diameter rigid PVC condensate drainage pipe including insulation and all necessary fittings and brackets.	M	65	25,000.00	1,625,000.00
H	Supply and installation window mounted air exhaust fan rated with air flow rate of 50cu.m/h and at a static pressure of 100Pa, including electrical connection and any necessary accessories	Nr	2	500,000.00	1,000,000.00
I	Supply and installation Heat Recovery Ventilator fan rated with air flow rate of 100cu.m/h and at a static pressure of 100Pa, including electrical connection and any necessary accessories	Nr	1	500,000.00	500,000.00
Total to Summary					21,985,000.00

BILLS OF QUANTITIES

S/NO	DESCRIPTION	UNIT	QTY	RATE (Tshs)	TOTAL
A	Supply and installation of insulated galvanized sheet metal duct of size 150x150mm for fresh air supply and foul air extract from Heat Recovery Ventilator including bend fittings, fixing and all necessary brackets.	M2	24	100,000.00	2,400,000.00
B	Supply "AS BUILT DRAWINGS"	Item	1	500,000.00	500,000.00
C	Supply "OPERATION AND MAINTENANCE MANUALS" as per specification.	Item	1	500,000.00	500,000.00
D	Commissioning and Testing as specified.	Item	1	500,000.00	500,000.00
Total to Summary					3,900,000.00
SUMMARY					
PAGE 1					21,985,000.00
PAGE 2					<u>3,900,000.00</u>
TOTAL AIR CONDITINING AND VENTILATION INSTALLATIONS					25,885,000.00

ITEM	DESCRIPTION	UNIT	QTY	RATE	AMOUNT (TZS)
	<u>ICT INSTALLATIONS</u>				
	<u>PART 1: Local Area Network (LAN)</u>				
	<u>Supply, Install, Test and Commission Structured Cabling / Local Area Network points c/w all accessories as requested:-</u>				
	<u>Horizontal Subsystem</u>				
A	RJ45 Wall faceplate, cat 6 for data and voice (single) with spring loaded shutter and labelling field,c/w mounting boxes.	2	NO	15,000.00	30,000.00
B	RJ45 Wall faceplate, cat 6 for data and voice (dual) with spring loaded shutter and labelling field c/w mounting boxes	28	NO	20,000.00	560,000.00
C	WLAN AP, Wireless Access Point or approved equivalent, radio protocols 802.11a/b/g/n/ac/ac wave2, The maximum rate of 1.267 Gbit/s.License free.	2	NO	75,000.00	150,000.00
D	Data/Voice point wired using UTP cat 6A cable drawn in conduit/trunking/cable trays c/w all necessary accessories (from user points to patch panel termination points in Data Cabinets).	58	NO	75,000.00	4,350,000.00
	<u>Administration Subsystem manufactured by Excel or approved Equivalent</u>				
E	42U Cabinet to be installed in the Server Room, manufactured by Excel or approved equivalent.	1	NO	3,000,000.00	3,000,000.00
F	24U Cabinet to be installed in the Server Room/indicated location, manufactured by Excel or approved equivalent.	0	NO	2,000,000.00	
G	48-port CAT. 6 RJ45 patch panels for the cabinet patch panel port unaided, fitting for horizontal distribution, punching sequence according to ISO/IEC and ANSI/TIA/EIA, connecting FCC port for Cat 6, cord and IDC for horizontal distribution cable, compatible with UTP Cat 6, Cat 5e, Cat 5 fitting for 22AWG, 23 AWG, 24 AWG; Make: Sisco or equivalent	1	NO	250,000.00	250,000.00
H	24-port CAT. 6 RJ45 patch panels for the cabinet patch panel port unaided, fitting for horizontal distribution, punching sequence according to ISO/IEC and ANSI/TIA/EIA, connecting FCC port for Cat 6, cord and IDC for horizontal distribution cable, compatible with UTP Cat 6, Cat 5e, Cat 5 fitting for 22AWG, 23 AWG, 24 AWG; Make: Sisco or equivalent	1	NO	200,000.00	200,000.00

ITEM	DESCRIPTION	UNIT	QTY	RATE	AMOUNT (TZS)
I	Cable Patch cord management panels for the above cabinets.	2	NO	140,000.00	280,000.00
J	UTP CAT. 6 - 1.0m long RJ45 to RJ45 patch cord with anti-traction sleeves to maintain the bending radius. Colour: Yellow Make: Dintek UTP or equivalent.	58	NO	7,000.00	406,000.00
K	UTP CAT. 6 - 3.0m long RJ45 to RJ45 patch cord with anti-traction sleeves to maintain the bending radius. Colour: Yellow Make: Dintek UTP or equivalent.	58	NO	15,000.00	870,000.00
	<u>Supply, Install, Test and Commission the following Active Equipment c/w all necessary accessories:-</u>				
O	USG9500 Data Center Firewall , Data Sheet,GE, 10 GE, 40 GE, and 100 GE interfaces, HP, Netgear, Huawei,Cisco or similar	1	NO	10,000,000.00	10,000,000.00
P	AR2240C Router, (WAN speed with services (IMIX): 1 Gbit/s, Fixed port: 4 x GE + 4 x GE SFP + 2 x GE ComboSlot: 4 x SIC + 2 x WSIC + 2 x XSIC) manufactured by HP, Netgear, Huawei, Cisco or similar or other approved equal.	1	NO	10,000,000.00	10,000,000.00
R	48 port Switch, S1728GWR-4P, 24 Ethernet 10/100/1,000 ports, 4 Gig SFP, AC power supply Forwarding performance: 42 Mpps Switching Capacity: 56 Gbit/sHP, Netgear, Huawei, Cisco or similar or approved equivalent	1	NO	8,000,000.00	8,000,000.00
S	24 port Switch, S1728GWR-4P, 24 Ethernet 10/100/1,000 ports, 4 Gig SFP, AC power supply Forwarding performance: 42 Mpps Switching Capacity: 56 Gbit/sHP, Netgear, Huawei, Cisco or similar or approved equivalent	1	NO	4,500,000.00	4,500,000.00
T	Mail Server + Software	1	NO	5,000,000.00	5,000,000.00
U	Web Server + Software	1	NO	5,000,000.00	5,000,000.00
V	Panasonic Digital IPBX up to 100 IP LINES	1	NO	4,800,000.00	4,800,000.00
W	Gigabit Ethernet SFP,LC connector,Multi-mode Fiber of Scistyle single connectors pigtail for 62.5/125 OM3 application: Make: AMPS/Systimax or equivalent	4	NO	200,000.00	800,000.00
X	SIP IP phone type 1 -2 VOIP accounts, 2 x 15 characters LCD, IPV6, 2 x LAN, POE, manufactured by Panasonic or equivalent	20	NO	250,000.00	5,000,000.00
Y	5 KVA UPS APC	1	NO	7,000,000.00	7,000,000.00
Z	APC 6 ways 13A Switched Power Distribution Unit	1	NO	120,000.00	120,000.00
	To Collection				70,316,000.00

ITEM	DESCRIPTION	UNIT	QTY	RATE	AMOUNT (TZS)
<u>PART 2: CCTV SECURITY SYSTEM</u>					
<u>Supply, Install, Test and commission IP CCTV system as specified below c/w all necessary accessories and components manufactured by Dahua, HIKVISION or Equivalent</u>					
A	Bullet IP65 90 Degrees, Colour IP-Camera with day/night, motion detection, advanced dynamic range, analytic, touring features, weather and vandal proof cover for general Outdoor site surveillance.	5	NO	550,000.00	2,750,000.00
B	Dome IP65 180 Degrees, Colour IP-Camera with day/night, motion detection, advanced dynamic range, analytic, touring features, weather and vandal proof cover for general Outdoor site surveillance.	10	NO	550,000.00	5,500,000.00
C	RJ45 Keystone jack for terminating link cables.	15	NO	5,000.00	75,000.00
D	CCTV points wired using UTP CAT 6A cable drawn through conduits/other cable containments	15	NO	78,000.00	1,170,000.00
F	Access Switch: - Cisco Catalyst 2960 or Cisco WS C3650 -48FS-S 24 ports PoE+, 24 Ethernet 10/100/1,000 ports, 4 Gig SFP, AC power supply Forwarding performance: 42 Mpps Switching Capacity: 56 Gbit/s, stackable and manageable 19".	1	NO	8,000,000.00	8,000,000.00
G	24 Port Patch Panel - panel port unaided, fitting for horizontal distribution, punching sequence according to ISO/IEC and ANSI/TIA/EIA, connecting FCC port for Cat 6A, cord and IDC for horizontal distribution cable, compatible with UTP Cat 6A, Cat 6, Cat 5e, Cat 5 fitting for 22AWG, 23 AWG, 24 AWG; Make: Zhejiang Chaolin Electronic or equivalent	1	NO	200,000.00	200,000.00
H	Cable Management Panel	1	NO	150,000.00	150,000.00
I	1m length - Patch Chords with anti-traction sleeves to maintain the bending radius. Both ends terminated with RJ45. Colour: Yellow Make: Dintek UTP or equivalent.	15	NO	10,000.00	150,000.00

ITEM	DESCRIPTION	UNIT	QTY	RATE	AMOUNT (TZS)	
J	64 Channel NVR Model (like NEC/Philips), Third-party network cameras supported, Up to 12 Megapixels resolution recording Support 2-ch HDMI, 2-ch VGA, HMDI1 at up to 4K(3840x2160) resolution Up to 64 IP cameras can be connected with 320M incoming bandwidth Up to 8 SATA interfaces Support HDD hot swap with RAID0,1,5,6,10 storage scheme configurable Support various VCA detection alarm and VCA search Support H.265/H.264/MPEG4 video formats		1	NO	6,000,000.00	6,000,000.00
K	NVR Storage, storing up to 8tb of captured data each		1	NO	250,000.00	250,000.00
L	Video Decoder, Decodes H.264, MPEG-4 and Motion JPEG, PoE		4	NO	700,000.00	2,800,000.00
M	Video Management Server, Video stream: up to 30 (NTSC) or 25 (PAL) frames per second with Motion JPEG as well as single snapshot, user-controlled compression level		1	NO	700,000.00	700,000.00
N	42" Video Screen Display, Samsung PN42B450 42-Inch 720p Plasma HDTV (2009 Model)		2	NO	2,500,000.00	5,000,000.00
	To Collection					32,745,000.00

ITEM	DESCRIPTION	UNIT	QTY	RATE	AMOUNT (TZS)	
	<u>PART 3: FIRE ALARM AND DETECTION SYSTEM</u>					
	<u>Supply and install the following materials for addressable fire alarm system service (components/devices/materials to comply with BS 5839-1:2002 as Bosch FPA - 1200, Menvier,GST specifications or approved equal specifications from other manufacturers.</u>					
A	Four (2) loop Fire Alarm Detection Panel c/w power supply, Fire Brigade and BMS interface unit 2 loops Intelligent Fire Alarm Panel (FAP) shall comply with the requirements of EN 54-2 1997 + A1: 2006 and EN 54-4 1997 + A1: 2002 + A2: 2006. In addition to the basic requirements standards, the panel shall conform to all indication, control, output and test optional requirements for FAP. The power supply of the FAP shall comply with EN 54-4 requirements. LOOP1~LOOP2: Each loop supports maximum 120 addressable devices.		1	NO	3,800,000.00	3,800,000.00
C	Addressable/Intelligent Smoke Detector.		30	NO	160,000.00	4,800,000.00
D	Addressable/Intelligent Heat Detector.		2	NO	160,000.00	320,000.00
E	Addressable Manual break glass/ call point		6	NO	180,000.00	1,080,000.00
F	Addressable/Intelligent Audible Visual sounder, 120 Db		3	NO	180,000.00	540,000.00
G	Network Card for Fire Alarm Control Panel - RS 485 Interface card		1	NO	800,000.00	800,000.00
H	2 core of 1.5 sq. mm (firetuf) FRLS fire cable to connect fire alarm devices in a loop. Use 25mm uPVC conduits to draw the cable through .		756	LM	10,000.00	7,560,000.00
I	3.5W, LED wall mounted,non maintained emergency exit bulkhead fitting with 3HR battery duration with appropraite legend		6	NO	300,000.00	1,800,000.00
J	Maintained 7.5W; LED double sided pendant emergency light with 3Hour duration		1	NO	320,000.00	320,000.00
	To Collection					21,020,000.00
	COLLECTION		1			70,316,000.00
			2			32,745,000.00
			3			21,020,000.00
	TOTAL TO SUMMARY					124,081,000.00

**PROPOSED REHABILITATION/CONSTRUCTION OF HEALTH FACILITIES IN TABORA, KIGOMA
AND UKEREWE PROCUREMENT UNDER TANZANIA COVID 19 SOCIAL ECONOMIC RECOVERY PLAN**

**BILL NO.
4**

ITEM	DESCRIPTION	UNIT	QTY	RATE	AMOUNT
	<u>SUMMARY</u>				
	<u>ELEMENT DESCRIPTION</u>				
1	SUBSTRUCTURE				264,437,445.00
2	FRAME				83,066,000.00
3	WALLING				77,934,490.00
4	ROOF CONSTRUCTION AND FINISHES				100,598,000.00
5	WINDOWS				42,588,000.00
6	DOORS				68,520,560.00
7	FINISHES				166,609,700.00
8	PAINTING AND DECORATION				29,356,000.00
9	ELECTRICAL INSTALLATION				30,470,000.00
10	PLUMBING				47,392,000.00
11	AIR CONDITIONING				25,885,000.00
12	ICT				124,081,000.00
	BILL NO. 4 - OPD BLOCK				
	<u>TOTAL AMOUNT CARRIED TO THE GENERAL SUMMARY</u>				936,857,195.00

ITEM	DESCRIPTION	UNIT	QTY	RATE	AMOUNT
	<u>BILL NO. 7 - RCH BLOCK - UKEREWE</u>				
	<u>ELEMENT NO. 1- SUBSTRUCTURE (PROVISIONAL)</u>				
	<u>SITE CLEARANCE + TOP SOIL REMOVAL</u>				
A	Clear site of bushes, shrubs, undergrowth, cutting small trees and the like including grubbing up their roots and remove from site	SM	1,003	1,000	1,003,000.00
B	Excavate oversite average 150mm deep to remove vegetable soil; covey average 100 linear metres and spread on site	SM	1,003	1,000	1,003,000.00
	<u>EXCAVATIONS AND EARTHWORKS</u>				
C	Excavate pits to receive bases of stanchion or the like; starting at formation level and not exceeding 1.50 metres deep	CM	357	5,000	1,785,000.00
D	Excavate foundation trench commencing at formation level and not exceeding 1.50 metres deep	CM	765	5,000	3,825,000.00
E	Extra over any kind of excavation for breaking up rocks and the like	CM	32	25,000	800,000.00
F	Earth backfilling, well rammed and consolidated around foundations	CM	908	5,000	4,540,000.00
G	Load up surplus excavated materials and remove from site	CM	214	10,000	2,140,000.00
	<u>Disposal of water</u>				
H	Allow for keeping excavations free from water (except spring or running water) by pumping, baling or other means necessary	Item	1	500,000	500,000.00
	<u>Planking and strutting</u>				
I	Allow for the provision and subsequent removal of planking and strutting to uphold and maintain all faces of excavations	Item	1	500,000	500,000.00
	<u>Imported Fill and Hardcore</u>				
J	Imported G15 granular fill material; to make up levels under floors: 300mm overall thickness; well compacted in layer of n.e 150mm	CM	1,290	18,000	23,220,000.00
K	200mm Hardcore Bed levelled and blinded to receive polythene membrane (measured separately)	SM	860	12,000	10,320,000.00
	<u>Soil sterilization / Anti-termite treatment; Gladiator TC; 1.0% solution</u>				
L	Anti-termite treatment at a rate of 7 litres per square metre to subgrade and top of foundation walls	SM	860	5,000.00	4,300,000.00
M	Anti-termite treatment at rate of 8 litres per linear metre per 300mm depth per 235mm width to backfilling to one side of wall foundations	LM	161	2,500 00	402,500.00
	TO COLLECTION				54,338,500.00
	Element No.1-Substructure				

ITEM	DESCRIPTION	UNIT	QTY	RATE	AMOUNT
	<u>CONCRETE WORK</u>				
	<u>Plain concrete grade "10"</u>				
A	50mm thick blinding	SM	438	10,000	4,380,000.00
	<u>Reinforced concrete grade "25" including vibrating around reinforcement</u>				
E	Bases of column	CM	43	300,000	12,900,000.00
D	100mm thick beds	SM	964	30,000	28,920,000.00
C	Foundation footing	CM	85	300,000	25,500,000.00
F	Column	CM	3	300,000	900,000.00
G	Ground / Plinth beam	CM	19	300,000	5,700,000.00
H	Steps; ramps and the like	CM	1	300,000	300,000.00
	<u>Reinforcement, as described (provisional)</u>				
	<u>High tensile hot rolled deformed steel bar reinforcement to BS 4466</u>				
I	16mm diameter bars	Kg	21321	3,500	74,623,500.00
J	8mm diameter bars	Kg	2629	3,500	9,201,500.00
	<u>Fabric reinforcements; BS 4482</u>				
K	Reference No. A252 mesh reinforcement, weighing 3.95kg per squire metre; fixed to floor bed	SM	968	19,000	18,392,000.00
	<u>Sawn formwork to</u>				
L	Vertical sides of foundations, ground beams and the like	SM	344	30,000	10,320,000.00
M	Vertical sides of columns	SM	60	30,000	1,800,000.00
N	Vertical sides of column bases	SM	97	30,000	2,910,000.00
O	Edges of beds; 100 - 150mm; vertical	LM	161	4,500	724,500.00
P	Edges of risers; 75 - 150mm; vertical	LM	12	4,500	54,000.00
	<u>WALLING</u>				
	<u>Blockwork; solid concrete blocks; BS 6073 type A; compressive strength 4.0N/sq.mm; in cement mortar (1:3); Note - Provide for Galvanized hoop iron wall ties built into alternate courses for walls abutting RC columns (wall ties NOT measured separately)</u>				
Q	230mm Wall	SM	868	55,000	47,740,000.00
	TO COLLECTION				
	Element No.1-Substructure				244,365,500.00

ITEM	DESCRIPTION	UNIT	QTY	RATE	AMOUNT
	<u>Damp proof courses</u>				
A	1000 Gauge polythene damp proof membrane laid over blinded hardcore (measured separately)	SM	860	3,000	2,580,000.00
B	Hessian based damp proof course to BS 743 type "5A" 150mm wide laid horizontally on blockwork	LM	579	3,000	1,737,000.00
	<u>Finishes</u>				
C	25mm Cement and sand (1:3) external rendering to concrete blockwall	SM	121	8,000	968,000.00
D	Prepare and apply one undercoat and two finishing coats of matt weather-guard paint to rendered plinth wall	SM	121	8,000	968,000.00
	TO COLLECTION Element No.1-Substructure				6,253,000.00
	COLLECTION:				54,338,500.00
	PAGE 7 / 1				244,365,500.00
	PAGE 7 / 2				6,253,000.00
	PAGE 7 / 3				
	ELEMENT NO. 1 SUBSTRUCTURE Substructure				304,957,000.00

ITEM	DESCRIPTION	UNIT	QTY	RATE	AMOUNT
	<u>ELEMENT NO. 2 - FRAME</u>				
	<u>Reinforced concrete grade "25" including vibrating around reinforcement</u>				
A	Columns	CM	11	300,000	3,300,000.00
B	Horizontal beams	CM	59	300,000	17,700,000.00
	<u>Precast Concrete; Mix 1:1.5:3; bedding, jointing and pointing in cement mortar (1:3); weathered once; throated once; reinforced 4 No. 12mm rolled mild steel bars; 8mm diameter mild steel links at 250mm centres; finish fair on top, two faces and part soffits</u>				
C	150 x 200mm thick; lintel <u>Reinforcement, as described (provisional)</u>	LM	54	45,000	2,430,000.00
	<u>High tensile hot rolled deformed steel bar reinforcement to BS 4466:1997</u>				
D	16mm diameter bars	Kg	10,286	3,500	36,001,000.00
E	8mm diameter bars	Kg	1,714	3,500	5,999,000.00
	<u>Sawn formwork to</u>				
F	Vertical sides of columns	SM	142	3,000	426,000.00
H	Sides and soffits of horizontal beams	SM	438	3,000	1,314,000.00
	<u>ELEMENT NO. 2 FRAME Frame</u>				67,170,000.00

ITEM	DESCRIPTION	UNIT	QTY	RATE	AMOUNT
	<p><u>ELEMENT NO. 3 - WALLING</u></p> <p><u>Precast Concrete; Mix 1:1.5;3; bedding, jointing and pointing in cement mortar (1:3); weathered once; throated once; reinforced 4 No. 12mm rolled mild steel bars; 8mm diameter mild steel links at 250mm centres; finish fair on top, two faces and part soffits</u></p> <p><u>Window Cills:</u></p>				
A	225 x 75mm average thick p.c.c window cill with splay cut	LM	47	45,000	2,115,000.00
	<p><u>Blockwork; solid concrete blocks; BS 6073 type A; compressive strength 4.0N/sq.mm; in cement mortar (1:3); Note - Provide for Galvanized hoop iron wall ties built into alternate courses for walls abutting RC columns (wall ties NOT measured separately)</u></p>				
B	150mm thick walling	SM	1,578	40,000	63,120,000.00
C	150mm thick Gable walling	SM	13	40,000	520,000.00
D	150mm thick Perforated walling	SM	37	40,000	1,480,000.00
	<p><u>ELEMENT NO. 3</u> <u>WALLING</u> Walling</p>				67,235,000.00

ITEM	DESCRIPTION	UNIT	QTY	RATE	AMOUNT
	<u>ELEMENT NO. 4 - ROOF CONSTRUCTION AND FINISHES</u>				
	<u>Pitched Roofs</u>				
	<u>CARPENTRY</u>				
	<u>Structural timbers; softwood; pressure impreganated with Tanalith C; fixing bolts</u>				
A	Members of roof trusses; 50 x 150mm rafters	LM	1,313	5,000	6,565,000.00
B	Members of roof trusses; 50 x 150mmmm bottom chord	LM	1,126	5,000	5,630,000.00
C	Members of roof trusses; 50 x 150mm struts	LM	4,538	5,000	22,690,000.00
D	Common rafters; 50 x 150mm	LM	287	5,000	1,435,000.00
E	Wall plate; 50 x 100mm	LM	280	4,000	1,120,000.00
F	Purlins; 50 x 50mm	LM	1,271	3,000	3,813,000.00
	<u>Structural timbers; hardwood/semi hardwood</u>				
F	Fascia board; 25 x 300mm	LM	175	7,000	1,225,000.00
	<u>Gusset Plates;Mild Steel</u>				
G	6mm thick; U-plate steel angle cleat; 100mm wide x 150mm long; four times bent to shape as per detail	No.	156	10,000	1,560,000.00
H	440 x 340 x 160 x 3mm thick; MS plate	No.	74	10,000	740,000.00
	<u>Bolts; Mild steel</u>				
J	12mm diameter fastening bolts; grade 4.6; 200mm long; one nut two washers	No.	1,190	5,000	5,950,000.00
	<u>Sundries</u>				
K	Holes for 12mm diameter bolts; 3mm thick mild steel	No.	595	1,000	595,000.00
	<u>ROOF COVERING</u>				
	<u>Roofing; 26 gauge Resin Colour Coated IT aluminium sheets; single length; supplied by Aluminium Africa Ltd or equal and approved; fixed in accordance with manufacturer's printed instructions</u>				
L	Coverings; flat or sloping not exceeding 45 degrees from horizontal; fixing to timber at 500mm general spacing with 16 Gauge galvanised roofing nails complete with galvanised steel and bitumenous washers	SM	1,121	40,000	44,840,000.00
M	Extra for raking cutting	LM	456	25,000	11,400,000.00
	TO COLLECTION				107,563,000.00
	Element No. 4 - Roof Construction & Finishes				

ITEM	DESCRIPTION	UNIT	QTY	RATE	AMOUNT
	<u>Accessories in Gauge 22 Resin Coated finish Aluminium sheet to match roofing, fixing with drive screws to sheeting;</u>				
A	ridge/hip capping; 550mm girth; three times bent; nailed to battens, twice fixed at 450mm centres	LM	148	25,000	3,700,000.00
B	valley gutter; 550mm girth; three times bent; nailed to battens, twice fixed at 450mm centres	LM	54	25,000	1,350,000.00
	<u>Roof drainage (provisional)</u>				
	<u>Rainwater installation; pipework; UPVC pipes and fittings; heavy grade; painted on site</u>				
B	110mm diameter Rainwater pipe; ring seal joints in the running length; plastic holderbats; fixing to backgrounds requiring plugging	LM	47	12,000	564,000.00
C	Extra; bend	No.	24	12,000	288,000.00
D	Extra; shoe	No.	12	12,000	144,000.00
	<u>Roof drainage (provisional)</u>				
E	PVC Box section 100mm "white" guttering system with bracket screwed to soffit connected to 80mm white PVC down pipe (m/s)	LM	169	12,000	2,028,000.00
F	Extra; Connectors	No.	21	12,000	252,000.00
G	Extra; Outlets	No.	12	12,000	144,000.00
H	Extra; Corner	No.	14	12,000	168,000.00
H	Extra; Ends	No.	2	12,000	24,000.00
	TO COLLECTION Element No. 4 - Roof Construction & Finishes				8,662,000.00
	COLLECTION:				
	PAGE 7 / 7				107,563,000.00
	PAGE 7 / 8				8,662,000.00
	<u>ELEMENT NO. 4:</u> <u>ROOF CONSTRUCTION AND FINISHES</u> Roof Construction & Finishes				116,225,000.00

ITEM	DESCRIPTION	UNIT	QTY	RATE	AMOUNT
	<p><u>ELEMENT NO. 5 - WINDOWS</u></p> <p><u>GLAZED FRAMED ALUMINIUM ALLOY WINDOWS</u></p> <p><u>Supply and fix the following purpose made aluminium alloy windows: comprising of; 105 x 50 x 1.8mm thick Heavy duty Natural Anodized Aluminium Profile as supplied by M/S DAR ES SALAAM GLASS WORKS of P.O.BOX 253 DSM; INNER and OUTER panels; natural Anodized finish; provide outer panels glazed with 6mm thick clear glass; and provide inner openable sliding panels; complete with all fittings; accessories and fasteners; fixing to concrete base; silicon sealer</u></p> <p>[All - Colour, materials and workmanship to Project Manager's approval]</p>				
A	overall size 2000 x 1600mm high;	No.	2	704,000	1,408,000.00
A	overall size 1500 x 1600mm high;	No.	18	528,000	9,504,000.00
B	overall size 1500 x 700mm high;	No.	2	231,000	462,000.00
C	overall size 1200 x 1600mm high;	No.	2	422,400	844,800.00
D	overall size 1200 x 700mm high;	No.	5	184,800	924,000.00
E	overall size 700 x 650mm high;	No.	2	100,100	200,200.00
	<p><u>Metal grille</u></p> <p><u>Supply and fix approved pattern mild steel grille comprising of 25X25x3mm RHS framing, 5X20mm mild steel flat bars welded framing at 80mm centre horizontally and 150mm centre vertically; including fixing to concrete or blockwork prime and painted to fit</u></p>				
F	overall size 2000 x 1600mm high;	No.	2	640,000	1,280,000.00
G	overall size 1500 x 1600mm high;	No.	18	480,000	8,640,000.00
H	overall size 1500 x 700mm high;	No.	2	210,000	420,000.00
I	overall size 1200 x 1600mm high;	No.	2	384,000	768,000.00
J	overall size 1200 x 700mm high;	No.	5	168,000	840,000.00
K	overall size 700 x 650mm high;	No.	2	91,000	182,000.00
	<p><u>ELEMENT NO. 5</u></p> <p><u>WINDOWS</u></p> <p>Windows</p>				25,473,000.00

ITEM	DESCRIPTION	UNIT	QTY	RATE	AMOUNT
	<u>ELEMENT No. 6: DOORS</u>				
	<u>Prime quality mninga or other equal and approved hardwood</u>				
	<u>Panelled doors; Hardwood selected; comprised of 40 x 120mm stiles, top and intermediate rails; 45 x 180mm bottom rails; all once grooved; open panels infilled with 38mm thick moulded hardwood panel; tongued and grooved; including all planted mouldings</u>				
A	45mm Thick double leaf Swinging panelled door size 1410 x 2100mm high	No.	1	799,470	799,470.00
B	45mm Thick double leaf panelled door size 1910 x 2100mm high	No.	4	1,082,970	4,331,880.00
C	45mm Thick double leaf panelled door size 1410 x 2100mm high	No.	4	799,470	3,197,880.00
D	45mm Thick single leaf panelled door size 810 x 2100mm high	No.	36	459,270	16,533,720.00
E	45mm Thick single leaf panelled door size 710 x 2100mm high	No.	9	402,570	3,623,130.00
	<u>Frames and finishings</u>				
F	45 x 150mm Frame with one labour fixed to grounds (m/s)	LM	308	27,000	8,316,000.00
G	45 x 150mm transome	LM	45	27,000	1,215,000.00
H	45 x 150mm mullion	LM	2	27,000	54,000.00
I	70 x 20mm Moulded Architrave	LM	606	10,000	6,060,000.00
J	50 x 25mm glazing beads	LM	259	10,000	2,590,000.00
K	70 x 19mm meeting stile	LM	13	10,000	130,000.00
	<u>Sawn hardwood third grade</u>				
L	15 x 100mm Grounds, plugged	LM	308	10,000	3,080,000.00
	<u>Ironmongery</u>				
	<u>Supply and fix the following ironmongery as manufactured by "HAFELE" or other equal and approved fixed to hardwood with matching screws</u>				
M	Three levers mortice lockset complete with furniture	No.	42	120,000	5,040,000.00
N	Bathroom lock with indicator bolt	No.	9	30,000	270,000.00
O	100mm Aluminium butt hinges	Prs.	82.5	15,000	1,237,500.00
P	100 x 75mm SS Ball bearing hinges	Prs	3	15,000	45,000.00
Q	Overhead doorcloser	No.	57	90,000	5,130,000.00
R	Name plates on Doors	No.	51	30,000	1,530,000.00
S	Aluminium kick plate size 900 x 250	No.	25	55,000	1,375,000.00
	TO COLLECTION Element No. 6 - Doors				64,558,580.00

ITEM	DESCRIPTION	UNIT	QTY	RATE	AMOUNT
A	<u>Glass in door vent openings; 6mm thick clear sheet Glass</u> Glass over 0.1 not exceeding 0.5 square metre	SM	18	60,000	1,080,000.00
	TO COLLECTION Element No. 6 - Doors				1,080,000.00
	COLLECTION:				
	PAGE 7 / 6				64,558,580.00
	PAGE 7 / 7				1,080,000.00
	<u>ELEMENT NO. 6</u> <u>DOORS</u> Doors				65,638,580.00

ITEM	DESCRIPTION	UNIT	QTY	RATE	AMOUNT
	<u>ELEMENT NO. 7 - FINISHES</u>				
	<u>Wall finishes</u>				
	<u>15mm cement and sand (1:3) (sand shall be sieved approved and washed sand) with Expamet G.I Mesh at junctions of different finishes and over conduits and angle beads to all edges and corners to:-</u>				
A	Walls; concrete or masonry surfaces externally	SM	452	8,000	3,616,000.00
	<u>15 mm cement and sand (1:3) (sand shall be sieved approved and washed sand) with Expamet G.I Mesh at junctions of different finishes and over conduits and angle beads to all edges and corners to:-</u>				
B	Walls; concrete or masonry surfaces internally	SM	2,664	8,000	21,312,000.00
	<u>Cement and sand (1:4) backings etc</u>				
C	18mm thick backings to receive wall tiles (m.s)	SM	216	8,000	1,728,000.00
	<u>Tile, slab or block finishings; coloured glazed ceramic walls tiles (ex-Spain); 3mm joints; symmetrical layout; bedded and pointed in cement mortar; fixing with approved adhesive; grouting with approved grout</u>				
D	250 x 400 x 8mm ceramic tiles to walls	SM	216	45,000	9,720,000.00
E	Extra over ditto for corner iron	LM	22	5,000	110,000.00
	<u>Floor Finishes</u>				
	<u>Cement sand (1:3) screeds;beds etc</u>				
F	38mm thick work to floor to receive floor tiles (m.s)	SM	794	8,000	6,352,000.00
G	150mm high work to skirting	LM	868	1,200	1,041,600.00
H	300mm wide; work to treads	LM	12	2,400	28,800.00
I	150mm high; work to riser	LM	18	1,200	21,600.00
	<u>Tile, slab or block finishings in floor finishes; Glazed porcelain Floor tiles grade A, Ex spain or equal aproved.; butt joints; laid to pattern; bedded and pointed in cement mortar; fixing with approved adhesive; grouting with approved grout</u>				
J	600 x 600 x 10mm units to to floors on cement and sand base; level or to falls only not exceeding 15 degrees from horizontal	SM	794	76,200	60,502,800.00
K	150 x 600 x 10mm skirting;	LM	868	11,430	9,921,240.00
B	300mm wide; work to to treads	LM	12	22,860	274,320.00
C	150mm high; work to riser	LM	18	11,430	205,740.00
	TO COLLECTION Element No.7 - Finishes				114,834,100.00

ITEM	DESCRIPTION	UNIT	QTY	RATE	AMOUNT
	<u>Suspended plain sheet linings; Gypsumboard: 1200 x 2400 x 12.5mm thick; tapered edges; plain for direct decoration; butt joints filled with paper tape and joint finish; spot filling; fixing with screws to timber base</u>				
E	work to ceilings; over 300mm; internally (rate inclusive of brandering)	SM	794	10,000	7,940,000.00
F	Extra for access panels; 600 x 600mm	No	6	150,000	900,000.00
G	Extra for additional wire hangers and soffit cleats in conjunction with services	item	1	500,000	500,000.00
	<u>Eaves filling</u>				
H	10mm thick PVC ceiling tile nailed on the wood brandering (rate inclusive of brandering)	SM	105	10,000	1,050,000.00
	<u>Gypsumboard Decorative cornices</u>				
I	75 x 25mm decorative gypsum cornice to suspended ceiling system	LM	966	5,000	4,830,000.00
	TO COLLECTION Element No.7 - Finishes				15,220,000.00
	COLLECTION:				
	PAGE 7 / 11				114,834,100.00
	PAGE 7 / 12				15,220,000.00
	<u>ELEMENT NO. 7</u> <u>FINISHES</u> Finishes				130,054,100.00

ITEM	DESCRIPTION	UNIT	QTY	RATE	AMOUNT
<u>ELEMENT NO. 8 - PAINTING AND DECORATION</u>					
<u>Painting; internal work; one coat primer; two coats of Fenomastic washable matt emulsion paint; plastered surfaces</u>					
A	Plastered walls; internally	SM	2,664	8,000	21,312,000.00
<u>Prepare and apply one primer coat and two finishing coats of approved weatherguard paint to plastered surfaces</u>					
B	Plastered walls; externally	SM	452	8,000	3,616,000.00
<u>Prepare one coat prime and apply two coats of Matt Emulsion; gypsum board surfaces</u>					
D	Ceiling; internally	SM	794	8,000	6,352,000.00
<u>Prepare and prime only wood surfaces before fixing</u>					
E	Doors surfaces over 300mm girth	SM	187	8,000	1,496,000.00
F	General surfaces not exceeding 100mm girth	LM	324	1,000	324,000.00
G	Frames and the like over 100 but not exceeding 200mm girth	LM	348	2,000	696,000.00
H	Frames and the like over 200 but not exceeding 300mm girth	LM	65	3,000	195,000.00
<u>Prepare, prime and apply three coats of mahogany varnish stain as per manufacturers specifications on wood surfaces</u>					
I	Doors surfaces over 300mm girth	SM	187	8,000	1,496,000.00
J	General surfaces not exceeding 100mm girth	LM	324	1,000	324,000.00
K	Frames and the like over 100 but not exceeding 200mm girth	LM	348	2,000	696,000.00
L	Frames and the like over 200 but not exceeding 300mm girth	LM	65	3,000	195,000.00
	<u>ELEMENT NO. 8</u> <u>PAINT & DECORATION</u> Paint and Decoration				36,702,000.00

RCH-UKREWE - ELECTRICAL INSTALLATION

S/NO	DESCRIPTION	QTY	UNIT	RATE TSHS	TOTAL TSHS
	<u>Supply and Installa the following</u>				
1	6 ways TPN Distribution Board C/W 100A TPN RCD As Tronic Manufacture	1	Nos	1,900,000	1,900,000
2	6 ways TPN Distribution Board C/W 63A TPN RCD as Tronic Manufacture	1	Nos	1,500,000	1,500,000
	(Provisional)	20	M	75,000	1,500,000
3	4C x 16mm ² PVC Copper cable from main power source to distribution board A (provisional)	20	M	75,000	1,500,000
4	1c x 4 x 16 mm ² PVC Copper Cable from Distribution Board A to DB B	10	M	15,000	150,000
5	Complete earthing system		ITEM		500,000
	Light points wired in full conduit system with all installation accessories using 3 x 1.5mm ² PVC Copper Cable excluding light fittings	130	Nos	30,000	3,900,000
7	Power points wired in full conduit system with all installation accessories usind 3 x 2.5mm ² PVC copper cable excluding switch sockets and DP switches	54	Nos	45,000	2,430,000
8	Complete earthing system		Item		500,000
9	LED Panel Light (42W) for canopy lighting	68	Nos	60,000	4,080,000
10	LED Panel light (20w) Recessed down light	47	Nos	45,000	2,115,000
11	Enclosed polycarbonate wall mounted luminaire for Low wattage lamp light Pressure mercury capour lamp with IP65 protection and Vandal reistant fixings as Thorn PIAZA (50w)	15	Nos	50,000	750,000
12	2x 13A Switch socket As MK Manufacture	39	Nos	15,000	585,000
13	20A DP Switch with neon Indicator as MK Manufacture	15	Nos	20,000	300,000
14	10A One way one gang switch as Mk Manufacture	38	No	18,000	684,000
15	10A One way two gang switch as MK Manufacture	1	No	21,000	21,000
16	10ATwo way one gang switch as MK Manufacture	4	No	21,000	84,000
17	10A Two way two gang switch	2	Nos	22,000	44,000
18	As built drawings		Item		500,000
TOTAL TSH.					23,043,000

S/NO	DESCRIPTION	UNIT	QTY	RATE (Tshs)	TOTAL
	Water Distribution system; Dizayn PPR 80 green pipes and fittings to BS 1387.				
A	Supply and install 40mm diameter water supply pipe including fittings and accessories (elbows, tees, connectors, bends etc)	m	48	20,000.00	960,000.00
B	Supply and install 25mm diameter water supply pipe including fittings and accessories (elbows, tees, connectors, bends etc)	m	30	15,000.00	450,000.00
C	Supply and install 20mm diameter water supply pipe including fittings and accessories (elbows, tees, connectors, bends etc)	m	36	12,000.00	432,000.00
D	Supply and install 15mm diameter water supply pipe including fittings and accessories (elbows, tees, connectors, bends etc)	m	12	10,000.00	120,000.00
E	Supply and install 15mm flexible pipe Water closet (WCs), and kitchen sink.	Nr	18	11,000.00	198,000.00
F	Supply and fix 15mm diameter corner stop valves with hand wheel, polished by manufacturer. The valves should comply with the specifications	Nr	9	11,000.00	99,000.00
G	Supply and fix 25mm diameter stop valves with hand wheel, polished by manufacturer. The valves should comply with the specifications	Nr	6	12,000.00	72,000.00
H	Supply and fix 40mm diameter stop valves with hand wheel, polished by manufacturer. The valves should comply with the specifications	Nr	1	40,000.00	40,000.00
	INTERNAL FOULWATER DRAINAGE				
I	Supply and install 110mm diameter pipe (uPVC) for foulwater pipes including fittings and standard holder bats fixing to walls or slab requiring plugging.	m	15	20,000.00	300,000.00
J	Supply and install 50mm diameter pipe (uPVC) for foulwater pipes including fittings and standard holder bats fixing to walls or slab requiring plugging.	m	6	15,000.00	90,000.00
			To collection		2,761,000.00

S/NO	DESCRIPTION	UNIT	QTY	RATE (Tshs)	TOTAL
A	Supply and install 40mm diameter pipe (uPVC) for waste water including fittings and standard holderbats fixing to wall or slab requiring plugging	m	36	12,000.00	432,000.00
B	Allow for elbows, bends connector traps etc to suit the above installation	Item	1	500,000.00	500,000.00
C	Supply and install vent cowl of 110mm diameter	Nr	1	50,000.00	50,000.00
SEWERAGE (External Drainage)					
D	Allow for gully trap, size 250 x 250mm	Nr	9	50,000.00	450,000.00
E	Excavate trench not exceeding 0.75m deep and average 500mm width, supply and lay sewerage pipe not exceeding 80mm diameter from sanitary fittings for stack pipes to manholes including backfilling.	m	24	10,000.00	240,000.00
F	Excavate trench not exceeding 0.75m deep and average 500mm width, supply and lay sewerage pipe not exceeding 110mm diameter from sanitary fittings for stack pipes to manholes including backfilling.	m	18	10,000.00	180,000.00
G	Excavate trench not exceeding 1.5m deep and average 500mm width, supply and lay sewerage pipe not exceeding 110mm diameter from manhole to manholes including backfilling	m	116	10,000.00	1,160,000.00
H	Allow for construction of foulwater manhole of internal dimensions 600 x600mm depth to invert level not exceeding 1000mm comprising 200mm plain concrete grade "C" bend 230mm blockwall plastered internally, 100mm concrete cover slab reinforced with and including BRC mesh reinforcement 200mm average concrete bending plastered and including medium frame, all excavations, disposal and formwork	Nr	14	200,000.00	2,800,000.00
				To collection	5,812,000.00

S/NO	DESCRIPTION	UNIT	QTY	RATE (Tshs)	TOTAL
A	Allow for construction of septic tank of internal dimensions 4500mm length, 1500mm width and 1800mm depth comprising 200mm plain concrete grade "C" bend 230mm blockwall plastered internally, 100mm concrete cover slab reinforced with and including BRC mesh reinforcement 200mm average concrete bending plastered and including medium frame, all excavations, disposal and formwork.	Nr	1	4,000,000.00	4,000,000.00
B	Allow for construction of soakpit of internal dimensions 3500mm diameter and 3000mm depth comprising 200mm plain concrete grade "C" bend 230mm blockwall, 100mm concrete cover slab reinforced with and including BRC mesh reinforcement 200mm average concrete bending plastered and including medium frame, all excavations, disposal and formwork.	Nr	1	4,000,000.00	4,000,000.00
FIRE FIGHTING					
PORTABLE FIRE EXTINGUISHERS					
C	Supply and install 5kg carbon dioxide portable fire extinguishers	Nr	2	300,000.00	600,000.00
D	Supply and install 9kg dry powder portable fire extinguishers	Nr	2	250,000.00	500,000.00
To collection					9,100,000.00
COLLECTION					
PAGE 1					20,100,000.00
PAGE 2					2,761,000.00
PAGE 3					5,812,000.00
PAGE 4					9,100,000.00
TOTAL PLUMBING INSTALLATIONS					37,773,000.00

UKEREWE RCH BLOCK
AIR CONDITIONING INSTALLATIONS
BILLS OF QUANTITIES

S/NO	DESCRIPTION	UNIT	QTY	RATE (Tshs)	TOTAL
A	Supply and installation of split type, wall mounted air conditioning unit with cooling capacity 5.2kW as type LG, complete with refrigerant and insulated pipes as described, including wireless remote controller, voltage stablizer AVS30 and brackets.	Nr	3	1,260,000.00	3,780,000.00
B	Supply and installation of split type, wall mounted air conditioning unit with cooling capacity 3.5kW as type LG, complete with refrigerant and insulated pipes as described, including wireless remote controller, voltage stablizer AVS30 and brackets.	Nr	7	1,120,000.00	7,840,000.00
C	Supply and installation of split type, wall mounted air conditioning unit with cooling capacity 2.8kW as type LG, complete with refrigerant and insulated pipes as described, including wireless remote controller, voltage stablizer AVS30 and brackets.	Nr	3	840,000.00	2,520,000.00
D	Supply and install 120 x 75mm steel trunking for accommodating all insulated external pipework for outdoor A/C system including corners, joints, wall plates, pipe holders and all necessary fittings.	M	32	50,000.00	1,600,000.00
E	Supply and installation of 2.5sq.mm PVC/PVC four core flexible copper cable in conduits including necessary accessories.	M	65	2,500.00	162,500.00
F	Supply and installation of 1.5sq.mm PVC/PVC four core copper cable in conduits including all necessary accessories.	M	72	1,500.00	108,000.00
G	Supply and installation of 20mm-diameter rigid PVC condensate drainage pipe including insulation and all necessary fittings and brackets.	M	36	25,000.00	900,000.00
H	Supply "AS BUILT DRAWINGS"	Item	1	500,000.00	500,000.00
I	Supply "OPERATION AND MAINTENANCE MANUALS" as per specification.	Item	1	500,000.00	500,000.00
J	Commissioning and Testing as specified.	Item	1	500,000.00	500,000.00
	Total to Summary				18,410,500.00

ITEM	DESCRIPTION	UNIT	QTY	RATE	AMOUNT (TZS)
	<u>ICT INSTALLATIONS</u>				
	<u>PART 1: Local Area Network (LAN)</u>				
	<u>Supply, Install, Test and Commission Structured Cabling / Local Area Network points c/w all accessories as requested:-</u>				
	<u>Horizontal Subsystem</u>				
A	RJ45 Wall faceplate, cat 6 for data and voice (single) with spring loaded shutter and labelling field,c/w mounting boxes.	3	NO	15,000.00	45,000.00
B	RJ45 Wall faceplate, cat 6 for data and voice (dual) with spring loaded shutter and labelling field c/w mounting boxes	22	NO	20,000.00	440,000.00
C	WLAN AP, Wireless Access Point or approved equivalent, radio protocols 802.11a/b/g/n/ac/ac wave2, The maximum rate of 1.267 Gbit/s.License free.	3	NO	75,000.00	225,000.00
D	Data/Voice point wired using UTP cat 6A cable drawn in conduit/trunking/cable trays c/w all necessary accessories (from user points to patch panel termination points in Data Cabinets).	47	NO	75,000.00	3,525,000.00
	<u>Administration Subsystem manufactured by Excel or approved Equivalent</u>				
E	42U Cabinet to be installed in the Server Room, manufactured by Excel or approved equivalent.	1	NO	3,000,000.00	3,000,000.00
G	48-port CAT. 6 RJ45 patch panels for the cabinet patch panel port unaided, fitting for horizontal distribution, punching sequence according to ISO/IEC and ANSI/TIA/EIA, connecting FCC port for Cat 6, cord and IDC for horizontal distribution cable, compatible with UTP Cat 6, Cat 5e, Cat 5 fitting for 22AWG, 23 AWG, 24 AWG; Make: Sisco or equivalent	1	NO	250,000.00	250,000.00
H	24-port CAT. 6 RJ45 patch panels for the cabinet patch panel port unaided, fitting for horizontal distribution, punching sequence according to ISO/IEC and ANSI/TIA/EIA, connecting FCC port for Cat 6, cord and IDC for horizontal distribution cable, compatible with UTP Cat 6, Cat 5e, Cat 5 fitting for 22AWG, 23 AWG, 24 AWG; Make: Sisco or equivalent	1	NO	200,000.00	200,000.00

ITEM	DESCRIPTION	UNIT	QTY	RATE	AMOUNT (TZS)
I	Cable Patch cord management panels for the above cabinets.	2	NO	140,000.00	280,000.00
J	UTP CAT. 6 - 1.0m long RJ45 to RJ45 patch cord with anti-traction sleeves to maintain the bending radius. Colour: Yellow Make: Dintek UTP or equivalent.	47	NO	7,000.00	329,000.00
K	UTP CAT. 6 - 3.0m long RJ45 to RJ45 patch cord with anti-traction sleeves to maintain the bending radius. Colour: Yellow Make: Dintek UTP or equivalent.	47	NO	15,000.00	705,000.00
M	Fiber Patch Cord SC-SL style multi-mode duplex - 3M. Make: Amps/Systimax or equivalent.	2	NO	30,000.00	60,000.00
N	Optical fiber cable for interconnecting equipment in Server Room (Distribution Switch) to Hub room equipment (Access Switches)	50	LM	15,000.00	750,000.00
	<u>Supply, Install, Test and Commission the following Active Equipment c/w all necessary accessories:-</u>				
O	USG9500 Data Center Firewall , Data Sheet,GE, 10 GE, 40 GE, and 100 GE interfaces, HP, Netgear, Huawei,Cisco or similar	1	NO	10,000,000.00	10,000,000.00
P	AR2240C Router, (WAN speed with services (IMIX): 1 Gbit/s, Fixed port: 4 x GE + 4 x GE SFP + 2 x GE ComboSlot: 4 x SIC + 2 x WSIC + 2 x XSIC) manufactured by HP, Netgear, Huawei, Cisco or similar or other approved equal.	1	NO	10,000,000.00	10,000,000.00
Q	8 P.O.E ports Distribution Switch, S1728GWR-4P, 24 Ethernet 10/100/1,000 ports, 4 Gig SFP, AC power supply Forwarding performance: 42 Mpps Switching Capacity: 56 Gbit/sHP, Netgear, Huawei, Cisco or similar or approved equivalent	1	NO	1,400,000.00	1,400,000.00
R	48 port Switch, S1728GWR-4P, 24 Ethernet 10/100/1,000 ports, 4 Gig SFP, AC power supply Forwarding performance: 42 Mpps Switching Capacity: 56 Gbit/sHP, Netgear, Huawei, Cisco or similar or approved equivalent	1	NO	8,000,000.00	8,000,000.00
S	24 port Switch, S1728GWR-4P, 24 Ethernet 10/100/1,000 ports, 4 Gig SFP, AC power supply Forwarding performance: 42 Mpps Switching Capacity: 56 Gbit/sHP, Netgear, Huawei, Cisco or similar or approved equivalent	1	NO	4,500,000.00	4,500,000.00
T	Mail Server + Software	1	NO	5,000,000.00	5,000,000.00
U	Web Server + Software	1	NO	5,000,000.00	5,000,000.00

ITEM	DESCRIPTION	UNIT	QTY	RATE	AMOUNT (TZS)
V	Panasonic Digital IPBX up to 100 IP LINES	1	NO	4,800,000.00	4,800,000.00
W	Gigabit Ethernet SFP, LC connector, Multi-mode Fiber of Scistyle single connectors pigtail for 62.5/125 OM3 application: Make: AMPS/Systemax or equivalent	2	NO	200,000.00	400,000.00
X	SIP IP phone type 1 -2 VOIP accounts, 2 x 15 characters LCD, IPV6, 2 x LAN, POE, manufactured by Panasonic or equivalent	10	NO	250,000.00	2,500,000.00
Y	5 KVA UPS APC	1	NO	7,000,000.00	7,000,000.00
Z	APC 6 ways 13A Switched Power Distribution Unit	2	NO	150,000.00	300,000.00
To Collection					68,709,000.00
<u>PART 2: CCTV SECURITY SYSTEM</u>					
<u>Supply, Install, Test and commission IP CCTV system as specified below c/w all necessary accessories and components manufactured by Dahua. HIKVISION or Equivalent</u>					
A	Bullet IP65 90 Degrees, Colour IP-Camera with day/night, motion detection, advanced dynamic range, analytic, touring features, weather and vandal proof cover for general Outdoor site surveillance.	3	NO	550,000.00	1,650,000.00
B	Dome IP65 180 Degrees, Colour IP-Camera with day/night, motion detection, advanced dynamic range, analytic, touring features, weather and vandal proof cover for general Outdoor site surveillance.	10	NO	550,000.00	5,500,000.00
C	RJ45 Keystone jack for terminating link cables.	13	NO	5,000.00	65,000.00
D	CCTV points wired using UTP CAT 6A cable drawn through conduits/other cable containments	13	NO	78,000.00	1,014,000.00
E	Distribution Switch: - Cisco Catalyst WS C3650 -48FS-S 24 ports PoE+, 24 Ethernet 10/100/1,000 ports, 4 Gig SFP, AC power supply Forwarding performance: 42 Mpps Switching Capacity: 56 Gbit/s, stackable and manageable 19".	1	NO	8,000,000.00	8,000,000.00
G	24 Port Patch Panel - panel port unaided, fitting for horizontal distribution, punching sequence according to ISO/IEC and ANSI/TIA/EIA, connecting FCC port for Cat 6A, cord and IDC for horizontal distribution cable, compatible with UTP Cat 6A, Cat 6, Cat 5e, Cat 5 fitting for 22AWG, 23 AWG, 24 AWG; Make: Zhejiang Chaolin Electronic or equivalent	1	NO	200,000.00	200,000.00

ITEM	DESCRIPTION	UNIT	QTY	RATE	AMOUNT (TZS)
	<u>PART 3: FIRE ALARM AND DETECTION SYSTEM</u>				
	<u>Supply and install the following materials for addressable fire alarm system service (components/devices/materials to comply with BS 5839-1:2002 as Bosch FPA - 1200, Menvier, GST specifications or approved equal specifications from other manufacturers.</u>				
A	Two (2) loop Fire Alarm Detection Panel c/w power supply, Fire Brigade and BMS interface unit 2 loops Intelligent Fire Alarm Panel (FAP) shall comply with the requirements of EN 54-2 1997 + A1: 2006 and EN 54-4 1997 + A1: 2002 + A2: 2006. In addition to the basic requirements standards, the panel shall conform to all indication, control, output and test optional requirements for FAP. The power supply of the FAP shall comply with EN 54-4 requirements. LOOP1~LOOP2: Each loop supports maximum 120 addressable devices.	1	NO	3,800,000.00	3,800,000.00
C	Addressable/Intelligent Smoke Detector.	32	NO	160,000.00	5,120,000.00
D	Addressable/Intelligent Heat Detector.	1	NO	160,000.00	160,000.00
E	Addressable Manual break glass/ call point	7	NO	180,000.00	1,260,000.00
F	Addressable/Intelligent Audible Visual sounder, 120 Db	5	NO	180,000.00	900,000.00
G	Network Card for Fire Alarm Control Panel - RS 485 Interface card	1	NO	800,000.00	800,000.00
H	2 core of 1.5 sq. mm (firetuf) FRLS fire cable to connect fire alarm devices in a loop. Use 25mm uPVC conduits to draw the cable through .	828	LM	10,000.00	8,280,000.00
I	3.5W, LED wall mounted, non maintained emergency exit bulkhead fitting with 3HR battery duration with appropriate legend	4	NO	300,000.00	1,200,000.00
J	Maintained 7.5W; LED double sided pendant emergency light with 3Hour duration	6	NO	320,000.00	1,920,000.00
	To Collection				23,440,000.00
	COLLECTION				
	PART 1				68,709,000.00
	PART 2				38,599,000.00
	PART 3				23,440,000.00
	TOTAL				130,748,000.00

ITEM	DESCRIPTION	UNIT	QTY	RATE	AMOUNT
	<u>SUMMARY</u>				
	<u>ELEMENT DESCRIPTION</u>				
1	SUBSTRUCTURE				304,957,000.00
2	FRAME				67,170,000.00
3	WALLING				67,235,000.00
4	ROOF CONSTRUCTION AND FINISHES				116,225,000.00
5	WINDOWS				25,473,000.00
6	DOORS				65,638,580.00
7	FINISHES				130,054,100.00
8	PAINTING AND DECORATION				36,702,000.00
9	ELECTRICAL				23,043,000.00
10	PLUMBING				37,773,000.00
11	AIR CONDITIONING				18,410,500.00
12	ICT				130,748,000.00
	<u>BILL NO. 7 - RCH BLOCK</u>				
	<u>TOTAL AMOUNT CARRIED TO THE GENERAL SUMMARY</u>				836,497,680.00

ITEM	DESCRIPTION	UNIT	QTY	RATE	AMOUNT
	<u>BILL NO. 10 - PHARMACY BLOCK - UKEREWE</u>				
	<u>ELEMENT NO. 1- SUBSTRUCTURE (PROVISIONAL)</u>				
	<u>SITE CLEARANCE + TOP SOIL REMOVAL</u>				
A	Clear site of bushes, shrubs, undergrowth, cutting small trees and the like including grubbing up their roots and remove from site	SM	409	1,000	409,000.00
B	Excavate oversite average 150mm deep to remove vegetable soil; covey average 100 linear metres and spread on site	SM	409	1,000	409,000.00
	<u>EXCAVATIONS AND EARTHWORKS</u>				
C	Excavate pits to receive bases of stanchion or the like; starting at formation level and not exceeding 1.50 metres deep	CM	27	5,000	135,000.00
D	Excavate foundation trench commencing at formation level and not exceeding 1.50 metres deep	CM	154	5,000	770,000.00
E	Extra over any kind of excavation for breaking up rocks and the like	CM	18	25,000	450,000.00
F	Earth backfilling, well rammed and consolidated around foundations	CM	96	5,000	480,000.00
G	Load up surplus excavated materials and remove from site	CM	85	10,000	850,000.00
	<u>Disposal of water</u>				
H	Allow for keeping excavations free from water (except spring or running water) by pumping, baling or other means necessary	Item	1	200,000	200,000.00
	<u>Planking and strutting</u>				
I	Allow for the provision and subsequent removal of planking and strutting to uphold and maintain all faces of excavations	Item	1	200,000	200,000.00
	<u>Imported Fill and Hardcore</u>				
J	Imported G15 granular fill material; to make up levels under floors: 300mm overall thickness; well compacted in layer of n.e 150mm	CM	513	18,000	9,234,000.00
K	200mm Hardcore Bed levelled and blinded to receive polythene membrane (measured separately)	SM	342	12,000	4,104,000.00
	<u>Soil sterilization / Anti-termite treatment; Gladiator TC; 1.0% solution</u>				
L	Anti-termite treatment at a rate of 7 litres per square metre to subgrade and top of foundation walls	SM	342	5,000.00	1,710,000.00
M	Anti-termite treatment at rate of 8 litres per linear metre per 300mm depth per 235mm width to backfilling to one side of wall foundations	LM	86	2,500.00	215,000.00
	TO COLLECTION				19,166,000.00
	Element No.1-Substructure				

ITEM	DESCRIPTION	UNIT	QTY	RATE	AMOUNT
	<u>CONCRETE WORK</u>				
	<u>Plain concrete grade "10"</u>				
A	50mm thick blinding	SM	10	10,000	100,000.00
	<u>Plain concrete grade "15"</u>				
B	Foundation footing	CM	41	220,000	9,020,000.00
	<u>Reinforced concrete grade "25" including vibrating around reinforcement</u>				
C	100mm thick beds	SM	396	30,000	11,880,000.00
D	Bases of column	CM	3	300,000	900,000.00
E	Column	CM	1	300,000	300,000.00
F	Ground / Plinth beam	CM	11	300,000	3,300,000.00
G	Steps; ramps and the like	CM	7	300,000	2,100,000.00
	<u>Reinforcement, as described (provisional)</u>				
	<u>High tensile hot rolled deformed steel bar reinforcement to BS 4466</u>				
H	16mm diameter bars	Kg	2,568	3,500	8,988,000.00
I	8mm diameter bars	Kg	428	3,500	1,498,000.00
	<u>Fabric reinforcements; BS 4482</u>				
J	Reference No. A252 mesh reinforcement, weighing 3.95kg per squire metre; fixed to floor bed	SM	428	19,000	8,132,000.00
	<u>Sawn formwork to</u>				
K	Vertical sides of foundations, ground beams and the like	SM	69	30,000	2,070,000.00
L	Vertical sides of columns	SM	2	30,000	60,000.00
M	Ditto; Curved columns	SM	4	30,000	120,000.00
N	Edges of beds; 100 - 150mm; vertical	LM	86	30,000	2,580,000.00
O	Edges of risers; 75 - 150mm; vertical	LM	63	30,000	1,890,000.00
	TO COLLECTION				52,938,000.00

ITEM	DESCRIPTION	UNIT	QTY	RATE	AMOUNT
	<u>WALLING</u>				
	<u>Blockwork; solid concrete blocks; BS 6073 type A; compressive strength 4.0N/sq.mm; in cement mortar (1:3); Note - Provide for Galvanized hoop iron wall ties built into alternate courses for walls abutting RC columns (wall ties NOT measured separately)</u>				
Q	230mm Wall	SM	246	55,000	13,530,000.00
	<u>Damp proof courses</u>				
A	1000 Gauge polythene damp proof membrane laid over blinded hardcore (measured separately)	SM	342	3,000	1,026,000.00
B	Hessian based damp proof course to BS 743 type "5A" 150mm wide laid horizontally on blockwork	LM	207	3,000	621,000.00
	<u>Finishes</u>				
C	25mm Cement and sand (1:3) external rendering to concrete blockwall	SM	77	8,000	616,000.00
D	Prepare and apply one undercoat and two finishing coats of matt weather-guard paint to rendered plinth wall	SM	77	8,000	616,000.00
	TO COLLECTION Element No.1-Substructure				16,409,000.00
	COLLECTION:				
	PAGE 10 / 1				19,166,000.00
	PAGE 10 / 2				52,938,000.00
	PAGE 10 / 3				16,409,000.00
	ELEMENT NO. 1 SUBSTRUCTURE Substructure				88,513,000.00

ITEM	DESCRIPTION	UNIT	QTY	RATE	AMOUNT
	<u>ELEMENT NO. 2 - FRAME</u>				
	<u>Reinforced concrete grade "25" including vibrating around reinforcement</u>				
A	Columns	CM	1	300,000	300,000.00
B	Horizontal beams	CM	24	300,000	7,200,000.00
	<u>Precast Concrete: Mix 1:1.5:3; bedding, jointing and pointing in cement mortar (1:3); weathered once; throated once; reinforced 4 No. 12mm rolled mild steel bars; 8mm diameter mild steel links at 250mm centres; finish fair on top, two faces and part soffits</u>				
C	150 x 200mm thick; lintel	LM	24	45,000	1,080,000.00
	<u>Reinforcement, as described (provisional)</u>				
	<u>High tensile hot rolled deformed steel bar reinforcement to BS 4449:1997</u>				
D	16mm diameter bars	Kg	2,496	3,500	8,736,000.00
E	8mm diameter bars	Kg	577	3,500	2,019,500.00
	<u>Sawn formwork to</u>				
F	Vertical sides of columns	SM	5	30,000	150,000.00
G	Ditto; Curved columns	SM	10	30,000	300,000.00
H	Sides and soffits of horizontal beams	SM	237	30,000	7,110,000.00
	<u>ELEMENT NO. 2</u>				
	<u>FRAME</u>				
	Frame				26,895,500.00

ITEM	DESCRIPTION	UNIT	QTY	RATE	AMOUNT
	<p><u>ELEMENT NO. 3 - WALLING</u></p> <p><u>Precast Concrete; Mix 1:1.5:3; bedding, jointing and pointing in cement mortar (1:3); weathered once; throated once; reinforced 4 No. 12mm rolled mild steel bars; 8mm diameter mild steel links at 250mm centres; finish fair on top, two faces and part soffits</u></p> <p><u>Window Cills:</u></p>				
A	225 x 75mm average thick p.c.c window cill with splay cut	LM	34	45,000	1,530,000.00
	<p><u>Blockwork; solid concrete blocks; BS 6073 type A; compressive strength 4.0N/sq.mm; in cement mortar (1:3); Note - Provide for Galvanized hoop iron wall ties built into alternate courses for walls abutting RC columns (wall ties NOT measured separately)</u></p>				
B	150mm thick walling	SM	529	40,000	21,160,000.00
C	150mm thick Gable walling	SM	24	40,000	960,000.00
	<p><u>ELEMENT NO. 3</u></p> <p><u>WALLING</u></p> <p>Walling</p>				23,650,000.00

ITEM	DESCRIPTION	UNIT	QTY	RATE	AMOUNT
<u>ELEMENT NO. 4 - ROOF CONSTRUCTION AND FINISHES</u>					
<u>Pitched Roofs</u>					
<u>CARPENTRY</u>					
<u>Structural timbers; softwood; pressure impreganated with Tanalith C; fixing bolts</u>					
A	Members of roof trusses; 50 x 150mm rafters	LM	371	5,000	1,855,000.00
B	Members of roof trusses; 50 x 150mm bottom chord	LM	318	5,000	1,590,000.00
C	Members of roof trusses; 50 x 100mm struts	LM	1,282	4,000	5,128,000.00
D	Common rafters; 50 x 150mm	LM	81	5,000	405,000.00
E	Wall plate; 50 x 150mm	LM	79	5,000	395,000.00
F	Purlins; 50 x 50mm	LM	285	3,000	855,000.00
<u>Structural timbers; hardwood/semi hardwood</u>					
F	Fascia board; 25 x 300mm	LM	88	7,000	616,000.00
<u>Gusset Plates;Mild Steel</u>					
G	6mm thick; U-plate steel angle cleat; 100mm wide x 150mm long; four times bent to shape as per detail	No.	44	10,000	440,000.00
H	440 x 340 x 160 x 3mm thick; MS plate	No.	21	10,000	210,000.00
<u>Bolts; Mild steel</u>					
J	12mm diameter fastening bolts; grade 4.6; 200mm long; one nut two washers	No.	168	5,000	840,000.00
<u>Sundries</u>					
K	Holes for 12mm diameter bolts; 3mm thick mild steel	No.	168	1,000	168,000.00
<u>ROOF COVERING</u>					
<u>Roofing; 26 gauge pre-painted colour Alu Zinc IT-5 toughened sheets; fixed in accordance with the manufacturer's printed instructions</u>					
L	Coverings; flat or sloping not exceeding 45 degrees from horizontal; fixing to timber at 500mm general spacing with 16 Gauge galvanised roofing nails complete with galvanised steel and bitumenous washers	SM	317	40,000	12,680,000.00
M	Extra for raking cutting	LM	44	25,000	1,100,000.00
TO COLLECTION Element No. 4 - Roof Construction & Finishes					26,282,000.00

ITEM	DESCRIPTION	UNIT	QTY	RATE	AMOUNT
A	<u>Accessories in Gauge 22 Resin Coated finish Aluminium sheet to match roofing, fixing with drive screws to sheeting;</u> ridge/hip capping; 550mm girth; three times bent; nailed to battens, twice fixed at 450mm centres <u>Roof drainage (provisional)</u> <u>Rainwater installation; pipework; UPVC pipes and fittings; heavy grade; painted on site</u>	LM	22	25,000	550,000.00
B	110mm diameter Rainwater pipe; ring seal joints in the running length; plastic holderbats; fixing to backgrounds requiring plugging	LM	21	13,000	273,000.00
C	Extra; bend	No.	12	12,000	144,000.00
D	Extra; shoe	No.	6	12,000	72,000.00
E	<u>Roof drainage (provisional)</u> PVC Box section 100mm "white" guttering system with bracket screwed to soffit connected to 80mm white PVC down pipe (m/s)	LM	75	12,000	900,000.00
F	Extra; Connectors	No.	13	12,000	156,000.00
G	Extra; Outlets	No.	6	12,000	72,000.00
H	Extra; Corner	No.	2	12,000	24,000.00
I	Extra; Ends	No.	2	12,000	24,000.00
	TO COLLECTION Element No. 4 - Roof Construction & Finishes				2,215,000.00
	COLLECTION: PAGE 10/6				26,282,000.00
	PAGE 10/7				2,215,000.00
	ELEMENT NO. 4: ROOF CONSTRUCTION AND FINISHES Roof Construction & Finishes				28,497,000.00

ITEM	DESCRIPTION	UNIT	QTY	RATE	AMOUNT
	<p><u>ELEMENT NO. 5 - WINDOWS</u></p> <p><u>GLAZED FRAMED ALUMINIUM ALLOY WINDOWS</u></p> <p><u>Supply and fix the following purpose made aluminium alloy windows; comprising of: 105 x 50 x 1.8mm thick Heavy duty Natural Anodized Aluminium Profile as supplied by M/S DAR ES SALAAM GLASS WORKS of P.O.BOX 253 DSM; INNER and OUTER panels; natural Anodized finish; provide outer panels glazed with 6mm thick clear glass; and provide inner openable sliding panels; complete with all fittings; accessories and fasteners; fixing to concrete base; silicon sealer</u></p> <p>(Note: To be executed by ALUMINIUM window specialist and with profiles from an approved manufacturer)</p> <p>[All - Colour, materials and workmanship to Project Manager's approval]</p>				
A	overall size 1800 x 1800mm high;	No.	3	712,800	2,138,400.00
B	overall size 1800 x 1200mm high;	No.	3	475,200	1,425,600.00
C	overall size 1500 x 1800mm high;	No.	7	594,000	4,158,000.00
D	overall size 1200 x 1800mm high;	No.	3	475,200	1,425,600.00
E	overall size 600 x 1000mm high;	No.	1	132,000	132,000.00
F	overall size 750 x 1500mm high;	No.	4	247,500	990,000.00
	<p><u>Metal grille</u></p> <p><u>Supply and fix approved pattern mild steel grille comprising of 25X25x3mm RHS framing, 5X20mm mild steel flat bars welded framing at 80mm centre horizontally and 150mm centre vertically; including fixing to concrete or blockwork prime and painted to fit</u></p>				
G	overall size 1800 x 1800mm high;	No.	3	648,000	1,944,000.00
H	overall size 1800 x 1200mm high;	No.	3	432,000	1,296,000.00
I	overall size 1500 x 1800mm high;	No.	7	540,000	3,780,000.00
J	overall size 1200 x 1800mm high;	No.	3	432,000	1,296,000.00
K	overall size 600 x 1000mm high;	No.	1	120,000	120,000.00
	<p><u>ELEMENT NO. 5</u></p> <p><u>WINDOWS</u></p> <p>Windows</p>				18,705,600.00

ITEM	DESCRIPTION	UNIT	QTY	RATE	AMOUNT
	<u>ELEMENT No. 6: DOORS</u>				
	<u>Prime quality mninga or other equal and approved hardwood</u>				
	<u>Panelled doors: Hardwood selected; comprised of 40 x 120mm stiles, top and intermediate rails; 45 x 180mm bottom rails; all once grooved; open panels infilled with 38mm thick moulded hardwood panel; tounded and grooved; including all planted mouldings</u>				
A	45mm Thick double leaf Swinging panelled door size 1410 x 2100mm high	No.	4	799,470	3,197,880.00
B	45mm Thick single leaf panelled door size 810 x 2100mm high	No.	17	459,270	7,807,590.00
C	45mm Thick single leaf panelled door size 710 x 2100mm high	No.	1	402,570	402,570.00
	<u>Frames and finishings</u>				
D	45 x 150mm Frame with one labour fixed to grounds (m/s)	LM	141	27,000	3,807,000.00
E	45 x 150mm transome	LM	20	27,000	540,000.00
F	45 x 150mm mullion	LM	2	27,000	54,000.00
G	70 x 20mm Moulded Architrave	LM	282	10,000	2,820,000.00
H	50 x 25mm glazing beads	LM	129	10,000	1,290,000.00
I	70 x 19mm meeting stile	LM	46	10,000	460,000.00
	<u>Sawn hardwood third grade</u>				
J	15 x 100mm Grounds, plugged	LM	141	10,000	1,410,000.00
	<u>Ironmongery</u>				
	<u>Supply and fix the following ironmongery as manufactured by "HAFELE" or other equal and approved fixed to hardwood with matching screws</u>				
K	Three levers mortice lockset complete with furniture	No.	21	120,000	2,520,000.00
L	Bathroom lock with indicator bolt	No.	1	30,000	30,000.00
M	100mm Aluminium butt hinges	Prs.	27	15,000	405,000.00
N	100 x 75mm SS Ball bearing hinges	Prs	12	15,000	180,000.00
O	Overhead door closer	No.	22	90,000	1,980,000.00
P	Name plates on Doors	No.	22	30,000	660,000.00
Q	Aluminium kick plate size 900 x 250	No.	11	55,000	605,000.00
	TO-COLLECTION Element No. 6 - Doors				28,169,040.00

ITEM	DESCRIPTION	UNIT	QTY	RATE	AMOUNT
A	<u>Glass in door vent openings: 6mm thick clear sheet Glass</u> Glass over 0.1 not exceeding 0.5 square metre	SM	11	60,000	660,000.00
	TO COLLECTION Element No. 6 - Doors				660,000.00
	COLLECTION: PAGE 10/6 PAGE 10/7				28,169,040.00 660,000.00
	<u>ELEMENT NO. 6</u> <u>DOORS</u> Doors				28,829,040.00

ITEM	DESCRIPTION	UNIT	QTY	RATE	AMOUNT
	<u>ELEMENT NO. 7 - FINISHES</u>				
	<u>Wall finishes</u>				
	<u>15mm cement and sand (1:3) (sand shall be sieved approved and washed sand) with Expamet G.I Mesh at junctions of different finishes and over conduits and angle beads to all edges and corners to:-</u>				
A	Walls; concrete or masonry surfaces externally	SM	220	8,000	1,760,000.00
	<u>15 mm cement and sand (1:3) (sand shall be sieved approved and washed sand) with Expamet G.I Mesh at junctions of different finishes and over conduits and angle beads to all edges and corners to:-</u>				
B	Walls; concrete or masonry surfaces internally	SM	764	8,000	6,112,000.00
	<u>Cement and sand (1:4) backings etc</u>				
C	18mm thick backings to receive wall tiles (m.s)	SM	15	8,000	120,000.00
	<u>Tile, slab or block finishings; coloured glazed ceramic walls tiles (ex-Spain); 3mm joints; symmetrical layout; bedded and pointed in cement mortar; fixing with approved adhesive; grouting with approved grout</u>				
D	250 x 400 x 8mm ceramic tiles to walls	SM	15	45,000	675,000.00
E	Extra over ditto for corner iron	LM	2	5,000	10,000.00
	<u>Floor Finishes</u>				
	<u>Cement sand (1:3) screeds;beds etc</u>				
F	38mm thick work to floor to receive floor tiles (m.s)	SM	362	8,000	2,896,000.00
G	150mm high work to skirting	LM	283	1,200	339,600.00
H	300mm wide; work to treads	LM	84	2,400	201,600.00
I	150mm high; work to riser	LM	84	1,200	100,800.00
	<u>Tile, slab or block finishings in floor finishes; Glazed porcelain Floor tiles grade A, Ex spain or equal aproved.; butt joints; laid to pattern; bedded and pointed in cement mortar; fixing with approved adhesive; grouting with approved grout</u>				
J	600 x 600 x 10mm units to to floors on cement and sand base; level or to falls only not exceeding 15 degrees from horizontal	SM	362	76,200	27,584,400.00
K	150 x 600 x 10mm skirting;	LM	283	11,430	3,234,690.00
B	300mm wide; work to to treads	LM	84	22,860	1,920,240.00
C	150mm high; work to riser	LM	84	11,430	960,120.00
	TO COLLECTION Element No.7 - Finishes				45,914,450.00

ITEM	DESCRIPTION	UNIT	QTY	RATE	AMOUNT
	<u>Suspended plain sheet linings; Gypsumboard: 1200 x 2400 x 12.5mm thick; tapered edges; plain for direct decoration; butt joints filled with paper tape and joint finish; spot filling; fixing with screws to timber base</u>				
E	work to ceilings; over 300mm; internally (rate inclusive of branderling)	SM	362	10,000	3,620,000.00
F	Extra for access panels; 600 x 600mm	No	2	150,000	300,000.00
G	Extra for additional wire hangers and soffit cleats in conjunction with services	item		500,000	500,000.00
	<u>Eaves filling</u>				
H	10mm thick PVC ceiling tile nailed on the wood branderling (rate inclusive of branderling)	SM	55	10,000	550,000.00
	<u>Gypsumboard Decorative cornices</u>				
I	75 x 25mm decorative gypsum cornice to suspended ceiling system	LM	330	5,000	1,650,000.00
	TO COLLECTION Element No.7 - Finishes				6,620,000.00
	COLLECTION:				
	PAGE 10 / 11				45,914,450.00
	PAGE 10 / 12				6,620,000.00
	ELEMENT NO. 7 FINISHES Finishes				52,534,450.00

ITEM	DESCRIPTION	QTY	UNIT	RATE (TZS.)	AMOUNT (TZS.)
	<u>Hardcore or other approved filling, as described</u>				
	200mm thick well rammed and compacted bed under floors blinded with 25mm thick murrum or quarry dust	284	SM	12,000	3,408,000.00
	<u>Anti-termite treatment- Draagnet FT Solution</u>				
B	Chemical anti-termite treatment, executed complete by an approved specialist under a ten-year guarantee, to surfaces of hard-core.	284	SM	5,000	1,420,000.00
C	Backfilling; one side of wall foundations and the like at the rate of 8litres per cubic metres	198	M	2,500	495,000.00
	<u>Damp-proof membrane</u>				
D	"Cabrodamp" or other equal and approved damp-proofmembrane, laid over blinded hardcore (measured separately) with 300mm side and end laps (measured nett-allow for laps)	284	M	3,000	852,000.00
	<u>Plain In-situ Grade "15"Concrete</u>				
E	Steps	2	CM	250,000	500,000.00
F	Blinding	7	SM	12,500	87,500.00
	<u>Reinforced In-situ Concrete; Grade "30" (20mm aggregates)including vibrating around reinforcement</u>				
G	100mm thick beds	304	SM	30,000	9,120,000.00
H	Ramp	1	CM	300,000	300,000.00
J	Beams; horizontal or sloping not exceeding 15 degrees from horizontal	9	CM	300,000	2,700,000.00
K	Strip Foundation footing	34	CM	300,000	10,200,000.00
L	To column footing	2	CM	300,000	600,000.00
M	Column	1	CM	300,000	300,000.00
	<u>Reinforcement, as described (provisional)</u>				
	<u>High yield square twisted reinforcement to BS 4461</u>				
N	Steel of various sizes	1,800	KG	3,500	6,300,000.00
	To collection				36,282,500.00

ITEM	DESCRIPTION	QTY	UNIT	RATE (TZS.)	AMOUNT (TZS.)
	<u>Reinforcement; BRC A252;150mm end laps; 150mm side laps</u>				
A	To 100mm thick bed	310	SM	19,000	5,890,000.00
	<u>Sawn formwork as described to:-</u>				
B	Vertical sides of beams	79	SM	30,000	2,370,000.00
C	Vertical sides of footing column base	7	SM	30,000	210,000.00
D	Vertical sides of column	7	SM	30,000	210,000.00
E	Edge of concrete bed over 75mm but not exceeding 150mm wide	79	LM	4,500	355,500.00
F	Risers of steps;Over 75mm but not exceeding 150mm wide	20	LM	4,500	90,000.00
G	Edges of steps; maximum 300mm high including cutting to profile of risers and treads.	2	LM	9,000	18,000.00
H	Edges of ramp	4	LM	4,500	18,000.00
	<u>Blockwork: solid concrete blocks; BS 6073 type A; compressive strength 7.0 N/sq.mm; in cement mortar (1:3)</u>				
J	230mm thick walling	196	SM	55,000	10,780,000.00
	<u>Damp-proof courses, as described, to walls</u>				
K	230mm wide	196	LM	3,000	588,000.00
	<u>In-situ finishing; mortar; cement and sand (1:3); render external</u>				
L	230mm thick walling;12 mm plaster	47	SM	8,000	376,000.00
	<u>Painting; external work; three coats bituminous paint; rendered surfaces</u>				
M	walls; generally	47	SM	8,000	376,000.00
	To collection		Tshs		21,281,500.00

ITEM	DESCRIPTION COLLECTION	QTY	UNIT	RATE (TZS.)	AMOUNT (TZS.)
	Page 9/1				11,808,000.00
	Page 9/2				36,282,500.00
	Page 9/3				21,281,500.00
ELEMENT NR 1: SUBSTRUCTURE CARRIED TO SUMMARY				TSHS	69,372,000.00

ITEM	DESCRIPTION	QTY	UNIT	RATE (TZS.)	AMOUNT (TZS.)
	ELEMENT NR. 2 - FRAME				
	PROPOSED MORTUARY BLOCK FOR REGIONAL REFERRAL HOSPITAL TO BE BUILT AT MAWENI IN KIGOMA				
	CONCRETE WORKS				
	<i>Reinforced In-situ Concrete; Grade "30" (20mm aggregates)including vibrating around reinforcement</i>				
A	Columns	1	CM	300,000	300,000.00
B	Beams; horizontal or sloping not exceeding 15 degrees from horizontal	18	CM	300,000	5,400,000.00
	<i>Reinforcement, as described (provisional) High yield square twisted reinforcement to BS 4461</i>				
C	Steel of various sizes irrespective of diameter	2,850	KG	3,500	9,975,000.00
	<i>Sawn formwork as described to:-</i>				
D	Vertical sides of columns	12	SM	30,000	360,000.00
E	Sides and soffits of horizontal beams	202	SM	30,000	6,060,000.00
	ELEMENT NR 2: FRAME CARRIED TO SUMMARY				22,095,000.00

ITEM	DESCRIPTION	QTY	UNIT	RATE(TZS.)	AMOUNT (TZS.)
	ELEMENT NR. 3- WALLING				
	PROPOSED MORTUARY BLOCK FOR REGIONAL REFERRAL HOSPITAL TO BE BUILT AT MAWENI IN KIGOMA				
	<i>Precast concrete class "30" (12mm aggregate), including and hoisting and placing in position, bedding and jointing in cement and sand (1:3) mortar</i>				
A	Window Cills; 250 x 500mm High; weathered once; throated once; reinforced 4 No. 12mm rolled mild steel bars; 8mm diameter mild steel links at 250mm centres; finish fair on top, two faces and part soffits	20	M	45,000	900,000.00
	<i>Blockwork; solid concrete blocks; BS 6073 type A; compressive strength 7.0N/sq.mm; in cement mortar (1:3)</i>				
B	230mm thick external walling	219	SM	55,000	12,045,000.00
C	150mm thick internal walling	244	SM	40,000	9,760,000.00
	ELEMENT NR 3: WALLING CARRIED TO SUMMARY				22,705,000.00

ITEM	DESCRIPTION	QTY	UNIT	RATE (TZS)	AMOUNT (TZS)
	ELEMENT NR 4: WINDOWS				
	#REF!				
	ALLUMINIUM WINDOW				
	<i>Composite Aluminium window units; as microns manufactured to Architect's satisfaction finished with 21 microns silver anodised Aluminium alloys; matt finished; including assembling as necessary, bedding frame in proprietary bedding compound; pointing externally with mastic and stripping protective tape from aluminium frame with and including mullions, transoms and unblocking devices where necessary; including mosquito gauze ex. USA externally</i>				
A.	Overall size;1600x1500mm high; glazed with 6mm frosted/ sand blasted glass; complete with locks	5	No	528,000	2,640,000.00
B	Ditto; W2, 1800x1500mm high; ditto	1	No	336,600	336,600.00
C	Ditto; W3, 1020x1500mm high; ditto	1	No	528,000	528,000.00
D	Ditto; W4, 1000x800mm high; ditto	2	No	176,000	352,000.00
E	Ditto; W5, 1030x800mm high; ditto	2	No	181,280	362,560.00
F	Ditto; W6, 1010x1500mm high; ditto	1	No	333,300	333,300.00
	DECORATIVE SECURITY GRILLS				
	<i>Decorative security grills in galvanized m.s welded fabrication, welds ground smooth; 20mm mild steel flat bars in main frame with 20mm mild steel flat bars laid vertically at 100mm centres; fixing with expansion bolts with 12mm loose bolts and space</i>				
G	Ornamental mild steel grills; Over 300mm girth	21	SM	200,000	4,200,000.00
	ELEMENT NR 4: WINDOW CARRIED TO SUMMARY				8,752,460.00

ITEM	DESCRIPTION	QTY	UNIT	RATE (TZS)	AMOUNT (TZS)
ELEMENT NR. 5: DOORS					
<i>FRAME; In Mkongo Selected</i>					
A	150 x 50mm frame with two labours	129	LM	27,000	3,483,000.00
B	150 x 50mm door transome	25	LM	10,000	250,000.00
C	Mullion	3	M	10,000	30,000.00
<i>Fillets, glazing beads and grounds; softwood; pressure impregnated Tanalith</i>					
D	Grounds; 20 x 75mm	129	LM	10,000	1,290,000.00
<i>Fillets, glazing beads and grounds; Mkongo selected</i>					
E	20 x 150mm architrave with two labours	258	LM	10,000	2,580,000.00
F	15 x 20mm glazing beads	150	LM	10,000	1,500,000.00
<i>Glass in opening; Clear sheet glass To wood rebates with silicon mastic and screwed wood beads (m/s)</i>					
G	6mm thick clear glass; 0.50 - 1.00sq.m	18	SM	60,000	1,080,000.00
<u>Timber Doors</u>					
<i>50 mm Thick panelled doors; Mkongo selected; comprised of 50x 150mm stiles, top and middle rail; 50 x 200mm bottom rails; forming four panels, filled with 25 x 200mm hardwood timber boards.</i>					
H	D1; Double leaf door; size 1700mm x 2100 mm high	6	No.	963,900	5,783,400.00
J	D2; Double leaf door; size 800 x 2100 mm high	10	No.	453,600	4,536,000.00
K	D3; Single leaf door; size 700 x 2100 mm high	7	No.	396,900	2,778,300.00
To collection					23,310,700.00

ITEM	DESCRIPTION	QTY	UNIT	RATE (TZS)	AMOUNT (TZS)
	<u>Supply and fix the following ironmongery with matching screws from an approved manufacturer; References are from HAFELE</u>				
A	100mm heavy duty brass butt hinges	22	Prs	15,000	330,000.00
B	Three lever mortice lock 2.5 chrome reference 2294	23	No	120,000	2,760,000.00
C	150mm long flush bolts	12	No	15,000	180,000.00
D	Overhead door closer	23	No	90,000	2,070,000.00
E	Name plates on Doors	23	No	30,000	690,000.00
F	Kicker plates; 900 X 250mm wide	10	No	55,000	550,000.00
	<u>DECORATIVE SECURITY GRILLS</u>				
	<u>Decorative security grills in galvanized m.s welded fabrication , welds ground smooth; 20mm mild steel flat bars in main frame with 20mm mild steel flat bars laid vertically at 100mm centres; fixing with expansion bolts with 12mm loose bolts and space</u>				
G	Overall size 2600 x 3000mm high	2	No.	1,560,000	3,120,000.00
H	Ornamental mild steel grills; Over 300mm girth	10	SM	200,000	2,000,000.00
	To collection				11,700,000.00
	COLLECTION				
	Page 9/7				23,310,700.00
	Page 9/8				11,700,000.00
	ELEMENT NR 5: DOORS CARRIED TO SUMMARY				35,010,700.00

ITEM	DESCRIPTION	QTY	UNIT	RATE (TZS.)	AMOUNT(TZS.)
	ELEMENT NR.6 - ROOF CONSTRUCTION AND FINISHES <i>Pitched roofs</i> ROOF COVERINGS <i>Roofing; 26 gauge pre-painted Colour Alu Zinc IT5 troughed sheets; single length; supplied by NABAKI Africa Ltd. or equal and approved; fixed in accordance with the manufacturer's printed instructions</i>				
A	Roof coverings sloping not exceeding 45 degrees from	357	SM	40,000	14,280,000
B	Ridge/hip capping; 550mm girth; three times bent; nailed to battens, twice fixed at 450mm centres	55	LM	25,000	1,375,000
C	valley gutter; 550mm girth; three times bent; nailed to battens, twice fixed at 450mm centres	20	LM	25,000	500,000
	ROOF STRUCTURE <u>CARPENTRY</u> <i>Structural timbers; softwood; pressure impregnated with Tanalith C; fixing bolts</i>				
D	Members of roof trusses; 50 x 150mm	465	LM	5,000	2,325,000
E	Members of roof trusses; 50 x 100mm struts	360	LM	4,000	1,440,000
F	Purlins; 50 x 50mm	372	LM	3,000	1,116,000
	<i>Structural timbers; hardwood/semi hardwood</i>				
G	Fascia board; 25 x 300mm	96	LM	7,000	672,000
	To collection		Tshs		21,708,000.00

ITEM	DESCRIPTION	QTY	UNIT	RATE (TZS.)	AMOUNT(TZS.)
	<u>Mild steel plates</u>				
A	500x50x3mm thick plate	56	No	10,000	560,000
B	150x50x3mm thick plate	56	No	10,000	560,000
	Bolts				
C	16mm diameter anchor bolts; 400mm long; one nut, two washers, one end fish tailed and casted into concrete	224	No	10,000	2,240,000
D	12mm diameter cleat bolts; one nut, two washers	168	No	5,000	840,000
	Sundries				
E	Holes for 12mm diameter bolts through 3mm thick MS plates	560	No	1,000	560,000
F	Holes for 12mm diameter bolts through 50mm thick softwood	392	No	1,000	392,000
	DRAINAGE				
	<u>Rainwater installation; pipework; UPVC pipes and fittings; heavy grade; painted on site</u>				
G	110mm diameter Rainwater pipe; ring seal joints in the running length; plastic holderbats; fixing to backgrounds requiring plugging	20	LM	13,000	260,000
H	PVC Box section 100mm "white" guttering system with bracket screwed to soffit connected to 80mm white PVC down pipe (m/s)	96	LM	12,000	1,152,000
J	Extra; bend	12	No	12,000	144,000
K	Extra; shoe	6	No	12,000	72,000
	To collection		Tshs		6,780,000.00

ITEM	DESCRIPTION	QTY	UNIT	RATE (TZS.)	AMOUNT(TZS.)
	<p style="text-align: center;">COLLECTION</p> <p>Page 9/9</p> <p>Page 9/10</p>				21,708,000
					6,780,000
	ELEMENT NR 6: ROOF CARRIED TO SUMMARY			TSHS	28,488,000

ITEM	DESCRIPTION	QTY	UNIT	RATE (TZS)	AMOUNT (TZS)
	<u>ELEMENT NR. 7- FINISHES</u>				
	<u>Wall finishes</u>				
	<i>Internal plastering in two coats,first coat 12mm thick cement and sand (1:4) steel trowelled;prepare and apply second coat 3mm thick stucco steel trowelled to smooth finish.includina sandina with sand paper</i>				
A	Walls;blockwork concrete or masonry surfaces internally	787	SM	8,000	6,296,000.00
	<i>External Rendering in two coats,first coat 12mm thick cement and sand (1:4) steel trowelled;prepare and apply second coat 3mm thick stucco steel trowelled to smooth finish.includina sandina with sand paper</i>				
B	Walls;block concrete or masonry surfaces,externally	247	SM	8,000	1,976,000.00
	<i>Cement and sand (1:4) backings</i>				
C	Backing; 18mm; to receive wall tiles internally	172	SM	8,000	1,376,000.00
	Provide for supply of coloured ceramic wall tiles and take delivery and fix 250 x 400 x 10mm ceramic tiles (Ex-Spain) to walls on prepared backing (measured separately)				
D		172	SM	45,000	7,740,000.00
	<i>Wall Tiles Accessories</i>				
E	25 x 25mm Steel angle frame to edge of wall tiles	60	M	5,000	300,000.00
	<u>Floor finishes</u>				
	<i>Cement sand (1:3) screeds; beds</i>				
F	Beds ; 30mm thick; over 300mm wide	319	SM	8,000	2,552,000.00
	To collection		Tshs		20,240,000.00

ITEM	DESCRIPTION	QTY	UNIT	RATE (TZS)	AMOUNT (TZS)
	<u>Tile, slab or block finishings in floor finishes; Polcelain Floor tiles (Ex-Spain); butt joints; laid to pattern; bedded and pointed in cement mortar; fixing with approved adhesive; grouting with approved grout</u>				
A	600 x 600 x 10mm units to floors on cement and sand base;internally	278	SM	76,200	21,183,600.00
	<u>Tile, slab or block finishings; Porcelain (Ex - spain) tile skirting as described</u>				
B	600 x 100 x 10mm thick tile skirting	181	M	6,500	1,176,500.00
	Ceiling finishes				
	<u>Plain sheet finishing, 12mm thick gypsum boards ceiling(Ex-Thailand), tapered edge wallboard fixing with plastered self tapping screws headholes filled and sanded, taped and scrimmed board all receive direct decorations.</u>				
	To ceiling internally	278	SM	10,000	2,780,000.00
D	60 x 60mm Girth moulded gypsum cornice	260	M	5,000	1,300,000.00
	BRANDERING				
	<u>50x 50mm treated softwood concealed framework at 600 mm centres both ways for mounting gyproc or MDF sheeting ; all bracing and pinning together ; plugging and screwing framework at perimeter</u>				
E	Softwood brandering ;50 x 50mm size	1007	M	3,000	3,021,000.00
	To collection				29,461,100.00
	COLLECTION				
	Page 9/11				20,240,000.00
	Page 9/12				29,461,100.00
	ELEMENT NR 7: FINISHES CARRIED TO SUMMARY				49,701,100.00

ITEM	DESCRIPTION	QTY	UNIT	RATE (TZS)	AMOUNT (TZS)
	ELEMENT NR. 8- PAINTING AND DECORATION				
	<i>Prepare and apply one primer coat and two finishing coats of washable emulsion paint or equal and approved; Internally</i>				
A	Plastered walls ;internally	787	SM	8,000	6,296,000.00
B	ceiling ;internally	260	SM	8,000	2,080,000.00
	<i>Prepare and apply one primer coat and two finishing coats of approved weatherguard paint to plastered surfaces</i>				
C	Walls;blockwork concrete or masonry surfaces externally	247	SM	8,000	1,976,000.00
	<i>Prepare and apply one primer coat and two finishing coats of approved oil paint to woodwork</i>				
D	Fascia board	25	SM	8,000	200,000.00
	<i>Varnish; internal and external work; prepare and apply three coats of polyurethane wood varnish and polish to:-</i>				
E	Ditto but frames; linings and associated mouldings; not exceeding 100mm girth	259	LM	1,000	259,000.00
F	Ditto but frames; linings and associated mouldings; over 100 but not exceeding 200mm girth	129	LM	2,000	258,000.00
G	Ditto but frames; linings and associated mouldings; over 200 but not exceeding 300mm girth	29	LM	3,000	87,000.00
H	Ditto varnish to door surfaces;over 300mm girth; internally	83	SM	8,000	664,000.00
	<i>Painting ; one coat of primer ; two coats of oil based paint; iron or steel surfaces.</i>				
J	Window grills surfaces; Over 300mm girth painted on both sides	62	SM	8,000	496,000.00
	ELEMENT NR 8: PAINTING AND DECORATION TO SUMMARY				12,316,000.00

MOUTUARY - UKEREWE - ELECTRICAL INSTALLATION

S/NO	DESCRIPTION	QTY	UNIT	RATE TSHS	TOTAL
1	Supply Installa the following 4 ways TPN Distribution board C/W 63A TPN RCD	1	No	1,500,000	1,500,000
2	4c x 16mm ² PVC SWA PVC Copper Cable from power source to Distribution board	30	M	75,000	2,250,000
3	Lighting point wired in full conduits system with all installation accessories using 3 x 1.5mm ² PVC Copper Cable excluding light fittings	44	Nos	30,000	1,320,000
4	Power points wired in full conduits system using 3 x 2.5mm ² PVC copper cable excludng sockets and DP switches	12	Nos	45,000	540,000
5	Complete earthing system		Item		500,000
6	LED Panel Light (42W) recessed down light	2	Nos	60,000	120,000
7	LED Panel Light (20W) recessed down light	42	Nos	45,000	1,890,000
8	10A One way one gang switch as MK Manufacture	18	Nos	18,000	324,000
9	10A One two gang switch as MK Manufacture	2	Nos	21,000	42,000
10	2 x 13A Switch socket As MK Manufacture	10	Nos	15,000	150,000
12	20A DP Switch	2	Nos	20,000	40,000
11	63ATPN ISOLATOR	1	Nos	500,000	500,000
12	Enclosed polycarbonate wall mounting luminaire for low voltage lamp high pressure mercury lamp with 1P65 protection and vandal resistant fitting as PIAZZA (50W)	9	Nos	50,000	450,000
13	As built drawings	10	Nos	50,000	500,000
	TOTAL				10,626,000

UKEREWE MORTUARY - PLUMBING INSTALLATIONS

PRICED BILLS OF QUANTITIES

S/NO	DESCRIPTION	UNIT	QTY	RATE (Tshs)	TOTAL
	Sanitary installations; sanitary appliances; Twyfords Products				
A	WC suites, white glazed vitreous china; high level; nine litre white glazed vitreous china cistern, cover and brackets; ball valves, flush pipe; plastic seat and cover; operating handle and connecting to soil and vent pipe.	Nr	6	450,000.00	2,700,000.00
B	Hand wash basin, with single tap hole, White glazed vitreous china; complete with fixing brackets with screws to backgrounds requiring plugging; bedding waste in white lead.	Nr	6	450,000.00	2,700,000.00
C	Sluice Sink with single bowl, stainless steel chromium plated waste, chain stay and plug, chromium plated cross headed tap with back inlet.	Nr	10	900,000.00	9,000,000.00
D	Cleaner's Sink with single bowl, stainless steel chromium plated waste, chain stay and plug, chromium plated cross headed tap with back inlet.	Nr	1	650,000.00	650,000.00
E	Urinal, white glazed vitreous china; five litre white glazed vitreous china cistern, cover and brackets; ball valves, flush pipe; operating handle and connecting to soil and vent pipe.	Nr	5	450,000.00	2,250,000.00
F	Supply and install chromium plated shower rose with 15mm diameter supply pipe and valve	Nr	2	150,000.00	300,000.00
	Accessories				
G	Toilet roll holder; Cat, No T9003028	Nr	6	50,000.00	300,000.00
H	Hand Spray; Cat, No T6013042	Nr	6	400,000.00	2,400,000.00
I	6mm silver Mirror, lead backed, size 850 x 600mm with arise edges fixed to wall with mirror screws.	Nr	10	150,000.00	1,500,000.00
	To collection				21,800,000.00

S/NO	DESCRIPTION	UNIT	QTY	RATE (Tshs)	TOTAL
WATERSUPPLY					
A	Allow connection of water supply pipe (40mm) PVC pipe from the public water supply system to the building including including excavations, backfilling and disposal.	Nr	1	500,000.00	500,000.00
Water Distribution system; Dizayn PPR 80 green pipes and fittings to BS 1387.					
B	Supply and install 40mm diameter water supply pipe including fittings and accessories (elbows, tees, connectors, bends etc)	m	25	20,000.00	500,000.00
C	Supply and install 25mm diameter water supply pipe including fittings and accessories (elbows, tees, connectors, bends etc)	m	22	15,000.00	330,000.00
D	Supply and install 20mm diameter water supply pipe including fittings and accessories (elbows, tees, connectors, bends etc)	m	28	12,000.00	336,000.00
E	Supply and install 15mm diameter water supply pipe including fittings and accessories (elbows, tees, connectors, bends etc)	m	10	11,000.00	110,000.00
F	Supply and install 15mm flexible pipe connectors to wash hand basin (WHB), Water closet (WCs), and kitchen sink.	Nr	16	11,000.00	176,000.00
G	Supply and fix 15mm diameter corner stop valves with hand wheel, polished by manufacturer. The valves should comply with the specifications	Nr	6	10,000.00	60,000.00
H	Supply and fix 25mm diameter stop valves with hand wheel, polished by manufacturer. The valves should comply with the specifications	Nr	4	12,000.00	48,000.00
I	Supply and fix 40mm diameter stop valves with hand wheel, polished by manufacturer. The valves should comply with the specifications	Nr	1	40,000.00	40,000.00
To collection					2,100,000.00

S/NO	DESCRIPTION	UNIT	QTY	RATE (Tshs)	TOTAL
INTERNAL FOULWATER DRAINAGE					
A	Supply and install 110mm diameter pipe (uPVC) for foulwater pipes including fittings and standard holder bats fixing to walls or slab requiring plugging.	m	12	20,000.00	240,000.00
B	Supply and install 50mm diameter pipe (uPVC) for foulwater pipes including fittings and standard holder bats fixing to walls or slab requiring plugging.	m	8	15,000.00	120,000.00
C	Supply and install 40mm diameter pipe (uPVC) for waste water including fittings and standard holderbats fixing to wall or slab requiring plugging	m	20	12,000.00	240,000.00
D	Allow for elbows, bends connector traps etc to suit the above installation	Item	1	500,000.00	500,000.00
E	Supply and install vent cowl of 110mm diameter	Nr	1	50,000.00	50,000.00
SEWERAGE (External Drainage)					
F	Allow for gully trap, size 250 x 250mm	Nr	5	50,000.00	250,000.00
G	Excavate trench not exceeding 0.75m deep and average 500mm width, supply and lay sewerage pipe not exceeding 80mm diameter from sanitary fittings for stack pipes to manholes including backfilling.	m	10	10,000.00	100,000.00
H	Excavate trench not exceeding 0.75m deep and average 500mm width, supply and lay sewerage pipe not exceeding 110mm diameter from sanitary fittings for stack pipes to manholes including backfilling.	m	12	10,000.00	120,000.00
I	Excavate trench not exceeding 1.5m deep and average 500mm width, supply and lay sewerage pipe not exceeding 110mm diameter from manhole to manholes including backfilling	m	42	10,000.00	420,000.00
To collection					2,040,000.00

S/NO	DESCRIPTION	UNIT	QTY	RATE (Tshs)	TOTAL
A	Allow for construction of foulwater manhole of internal dimensions 600 x600mm depth to invert level not exceeding 1000mm comprising 200mm plain concrete grade "C" bend 230mm blockwall plastered internally, 100mm concrete cover slab reinforced with and including BRC mesh reinforcement 200mm average concrete bending plastered and including medium frame, all excavations, disposal and formwork	Nr	9	200,000.00	1,800,000.00
B	Allow for construction of septic tank of internal dimensions 4500mm length, 1500mm width and 1800mm depth comprising 200mm plain concrete grade "C" bend 230mm blockwall plastered internally, 100mm concrete cover slab reinforced with and including BRC mesh reinforcement 200mm average concrete bending plastered and including medium frame, all excavations, disposal and formwork.	Nr	1	4,000,000.00	4,000,000.00
C	Allow for construction of soakpit of internal dimensions 3500mm diameter and 3000mm depth comprising 200mm plain concrete grade "C" bend 230mm blockwall, 100mm concrete cover slab reinforced with and including BRC mesh reinforcement 200mm average concrete bending plastered and including medium frame, all excavations, disposal and formwork.	Nr	1	4,000,000.00	4,000,000.00
FIRE FIGHTING					
PORTABLE FIRE EXTINGUISHERS					
D	Supply and install 5kg carbon dioxide portable fire extinguishers	Nr	1	300,000.00	300,000.00
E	Supply and install 9kg dry powder portable fire extinguishers	Nr	1	250,000.00	250,000.00
To collection					10,350,000.00
COLLECTION					
PAGE 1					21,800,000.00
PAGE 2					2,100,000.00
PAGE 3					2,040,000.00
PAGE 4					10,350,000.00
TOTAL PLUMBING INSTALLATIONS				Tshs	36,290,000.00


ITEM	DESCRIPTION	UNIT	QTY	RATE	AMOUNT (TZS)
	<u>ICT INSTALLATIONS</u>				
	<u>PART 1: Local Area Network (LAN)</u>				
	<u>Supply, Install, Test and Commission Structured Cabling / Local Area Network points c/w all accessories as requested:-</u>				
	<u>Horizontal Subsystem</u>				
A	RJ45 Wall faceplate, cat 6 for data and voice (single) with spring loaded shutter and labelling field,c/w mounting boxes.	1	NO	15,000.00	15,000.00
B	RJ45 Wall faceplate, cat 6 for data and voice (dual) with spring loaded shutter and labelling field c/w mounting boxes	6	NO	20,000.00	120,000.00
C	WLAN AP, Wireless Access Point or approved equivalent, radio protocols 802.11a/b/g/n/ac/ac wave2, The maximum rate of 1.267 Gbit/s.License free.	1	NO	75,000.00	75,000.00
D	Data/Voice point wired using UTP cat 6A cable drawn in conduit/trunking/cable trays c/w all necessary accessories (from user points to patch panel termination points in Data Cabinets).	13	NO	75,000.00	975,000.00
	<u>Administration Subsystem manufactured by Excel or approved Equivalent</u>				
F	24U Cabinet to be installed in the Server Room/indicated location, manufactured by Excel or approved equivalent.	1	NO	2,000,000.00	2,000,000.00
H	24-port CAT. 6 RJ45 patch panels for the cabinet patch panel port unaided, fitting for horizontal distribution, punching sequence according to ISO/IEC and ANSI/TIA/EIA, connecting FCC port for Cat 6, cord and IDC for horizontal distribution cable, compatible with UTP Cat 6, Cat 5e, Cat 5 fitting for 22AWG, 23 AWG, 24 AWG; Make: Sisco or equivalent	1	NO	200,000.00	200,000.00
I	Cable Patch cord management panels for the above cabinets.	1	NO	140,000.00	140,000.00
J	UTP CAT. 6 - 1.0m long RJ45 to RJ45 patch cord with anti-traction sleeves to maintain the bending radius. Colour: Yellow Make: Dintek UTP or equivalent.	13	NO	7,000.00	91,000.00
K	UTP CAT. 6 - 3.0m long RJ45 to RJ45 patch cord with anti-traction sleeves to maintain the bending radius. Colour: Yellow Make: Dintek UTP or equivalent.	13	NO	15,000.00	195,000.00

ITEM	DESCRIPTION	UNIT	QTY	RATE	AMOUNT (TZS)
N	Optical fiber cable for interconnecting equipment in Server Room (Distribution Switch) to Hub room equipment (Access Switches)	50	LM	15,000.00	750,000.00
<u>Supply, Install, Test and Commission the following Active Equipment c/w all necessary accessories:-</u>					
S	24 port Switch, S1728GWR-4P, 24 Ethernet 10/100/1,000 ports, 4 Gig SFP, AC power supply Forwarding performance: 42 Mpps Switching Capacity: 56 Gbit/sHP, Netgear, Huawei, Cisco or similar or approved equivalent	1	NO	4,500,000.00	4,500,000.00
X	Gigabit Ethernet SFP, LC connector, Multi-mode Fiber of Scistyle single connectors pigtail for 62.5/125 OM3 application: Make: AMPS/Systimax or equivalent	1	NO	200,000.00	200,000.00
Y	SIP IP phone type 1 -2 VOIP accounts, 2 x 15 characters LCD, IPV6, 2 x LAN, POE, manufactured by Panasonic or equivalent	4	NO	250,000.00	1,000,000.00
Z	2 KVA UPS APC	1	NO	5,000,000.00	5,000,000.00
	APC 6 ways 13A Switched Power Distribution Unit	1	NO	150,000.00	150,000.00
To Collection					15,411,000.00
<u>PART 2: CCTV SECURITY SYSTEM</u>					
<u>Supply, Install, Test and commission IP CCTV system as specified below c/w all necessary accessories and components manufactured by Dahua. HIKVISION or Equivalent</u>					
A	Bullet IP65 90 Degrees, Colour IP-Camera with day/night, motion detection, advanced dynamic range, analytic, touring features, weather and vandal proof cover for general Outdoor site surveillance.	2	NO	550,000.00	1,100,000.00
B	Dome IP65 180 Degrees, Colour IP-Camera with day/night, motion detection, advanced dynamic range, analytic, touring features, weather and vandal proof cover for general Outdoor site surveillance.	4	NO	550,000.00	2,200,000.00
C	RJ45 Keystone jack for terminating link cables.	6	NO	5,000.00	30,000.00
D	CCTV points wired using UTP CAT 6A cable drawn through conduits/other cable containments	6	NO	78,000.00	468,000.00
E	Distribution Switch: - Cisco Catalyst WS C3650 -48FS-S 24 ports PoE+, 24 Ethernet 10/100/1,000 ports, 4 Gig SFP, AC power supply Forwarding performance: 42 Mpps Switching Capacity: 56 Gbit/s, stackable and manageable 19".	1	NO	8,000,000.00	8,000,000.00

ITEM	DESCRIPTION	UNIT	QTY	RATE	AMOUNT (TZS)
G	24 Port Patch Panel - panel port unaided, fitting for horizontal distribution, punching sequence according to ISO/IEC and ANSI/TIA/EIA, connecting FCC port for Cat 6A, cord and IDC for horizontal distribution cable, compatible with UTP Cat 6A, Cat 6, Cat 5e, Cat 5 fitting for 22AWG, 23 AWG, 24 AWG; Make: Zhejiang Chaolin Electronic or equivalent	1	NO	200,000.00	200,000.00
H	Cable Management Panel	1	NO	150,000.00	150,000.00
I	1m length - Patch Chords with anti-traction sleeves to maintain the bending radius. Both ends terminated with RJ45. Colour: Yellow Make: Dintek UTP or equivalent.	6	NO	10,000.00	60,000.00
N	42" Video Screen Display, Samsung PN42B450 42-Inch 720p Plasma HDTV (2009 Model)	1	NO	2,500,000.00	2,500,000.00
To Collection					14,708,000.00
<u>PART 3: FIRE ALARM AND DETECTION SYSTEM</u>					
<u>Supply and install the following materials for addressable fire alarm system service (components/devices/materials to comply with BS 5839-1:2002 as Bosch FPA - 1200, Menvier, GST specifications or approved equal specifications from other manufacturers.</u>					
B	Fire repeater Panel	1	NO	2,000,000.00	2,000,000.00
C	Addressable/Intelligent Smoke Detector.	8	NO	160,000.00	1,280,000.00
D	Addressable/Intelligent Heat Detector.	3	NO	160,000.00	480,000.00
E	Addressable Manual break glass/ call point	6	NO	180,000.00	1,080,000.00
F	Addressable/Intelligent Audible Visual sounder, 120 Db	2	NO	180,000.00	360,000.00
H	2 core of 1.5 sq. mm (firetuf) FRLS fire cable to connect fire alarm devices in a loop. Use 25mm uPVC conduits to draw the cable through .	342	LM	10,000.00	3,420,000.00
I	3.5W, LED wall mounted, non maintained emergency exit bulkhead fitting with 3HR battery duration with appropriate legend	2	NO	300,000.00	600,000.00
J	Maintained 7.5W; LED double sided pendant emergency light with 3Hour duration	1	NO	320,000.00	320,000.00
To Collection					9,540,000.00
<u>COLLECTION</u>					
PART 1					15,411,000.00
PART 2					14,708,000.00
PART 3					9,540,000.00
TOTALCARRIED TO SUMMARY					39,659,000.00

SUMMARY OF MEASURED WORKS		
ITEM	DESCRIPTION	AMOUNT
A	ELEMENT No. 1: SUBSTRUCTURE	69,372,000.00
B	ELEMENT No. 2: FRAME	22,095,000.00
D	ELEMENT No. 4: WALLING	22,705,000.00
E	ELEMENT No. 5: DOORS	35,010,700.00
F	ELEMENT No. 6: WINDOWS	8,752,460.00
G	ELEMENT No. 7: ROOF	28,488,000.00
H	ELEMENT No. 8: FINISHES	49,701,100.00
J	ELEMENT No. 9: PAINTING AND DECORATIONS	12,316,000.00
K	ELEMENT No. 10: ELECTRICAL INSTALLATION	10,626,000.00
L	ELEMENT No. 11: PLUMBING	36,290,000.00
M	ELEMENT No. 12: ICT	39,659,000.00
TOTAL CONSTRUCTION COST UNIT VAT EXCL.		335,015,260.00

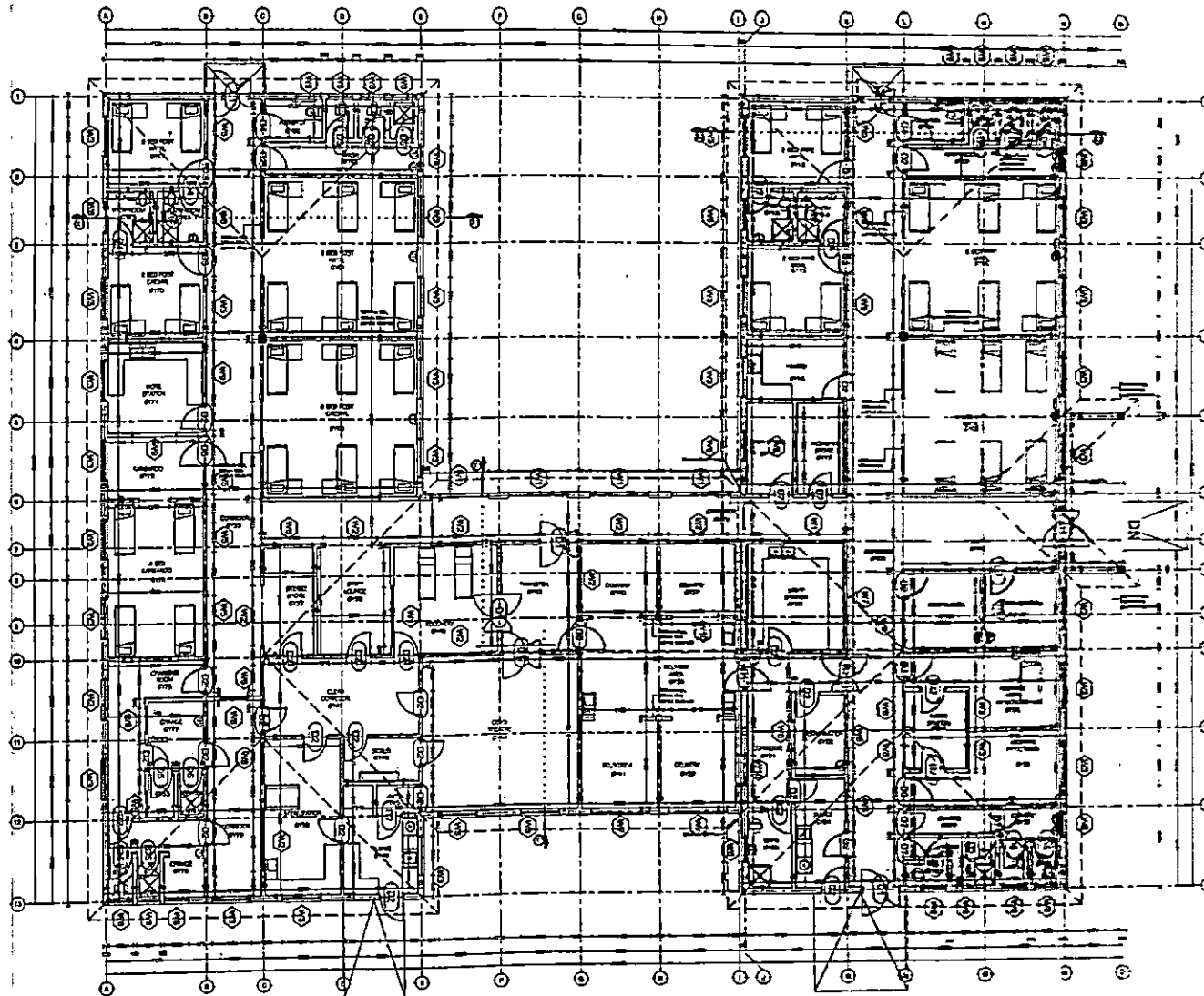
GENERAL SUMMARY

Description	Amount
BILL NO. 1 - PRELIMINARIES	66,000,000
BILL NO. 2 - PREAMBLES	NIL
BILL NO. 3 - ADMINISTRATION BLOCK	928,517,240
BILL NO. 4 - OPD BLOCK	937,857,195
BILL NO. 5 - MATERNITY/ABS GYNECOLOGY COMPLEX	1,931,230,730
BILL NO. 6 - ICU BLOCK	620,934,560
BILL NO. 7 - RCH BUILDING	836,497,680
BILL NO. 8 - LAUNDRY BUILDING	313,648,750
BILL NO. 9 - MORTUARY BUILDING	235,015,260
BILL NO 10 - PHARMACY BUILDING	369,029,090
BILL NO 11 - RADIOLOGY BUILDING	1,074,110,560
BILL NO. 12- PC AND PROVISIONAL SUMS	2,132,663,000
INSURANCES AND BOND	
SUB-TOTAL	9,545,504,065
ADD; VAT@ 18%	1,718,190,731.70
	
TOTAL CONSTRUCTION COST (VAT INCLUSIVE)	11,263,694,796.70

DRAWINGS

Door Quantities				
Door Type	Width	Height	Head Height	Count
D1	1500	2500	2500	9
D2	1000	2500	2500	35
D3	1200	2500	2500	6
D4	1000	2500	2500	4
D5	800	2100	2100	14
D6	1200	2500	2500	2
D7	900	2500	2500	3

Window Quantities					
Window Type	Width	Height	Sill Height	Head Height	Count
W1	2400	1500	1000	2500	8
W2	2400	750	1750	2500	10
W3	1600	1500	1000	2500	29
W5	1200	1500	1000	2500	8
W7	3000	1500	1000	2500	1
W8	1000	750	1750	2500	39
W9	1800	1500	1000	2500	2
W10	1000	1500	1000	2500	2
Grand total					



GROUND PLAN
SCALE: 1:100
TOTAL AREA = 1041sqm

Building Section
 Planning and Policy Department
 Ministry of Health, Community Development,
 Gender Elderly and Children,
 University of Dodoma
 College of Humanities and Social Science 11th
 Building, P.O. Box 743,
 40476 Dodoma

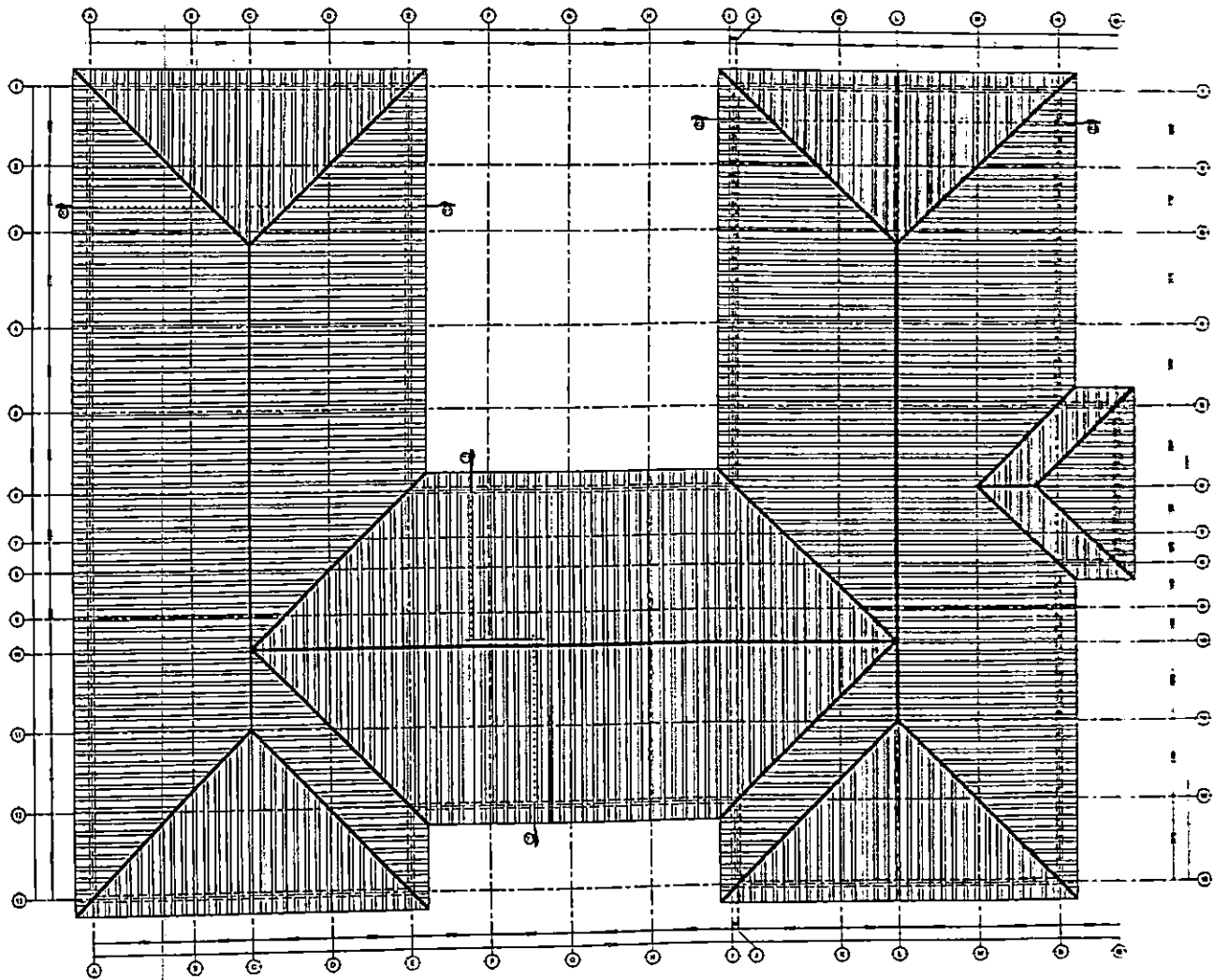
In Collaboration with

President's Office, Regional Administration
 and Local Governments,
 Mkapa Building,
 P.O. Box 1923,
 41165 Dodoma

Client
**PRESIDENT'S OFFICE, REGIONAL ADMINISTRATION AND LOCAL GOVERNMENTS,
 MKAPA BUILDING, P.O. BOX 1923, 41185 DODOMA**

Project
STANDARD DESIGN FOR COUNCIL LEVEL HOSPITALS IN TANZANIA

Drawing title	
MATERNITY BLOCK Ground Floor Plan	
Project number	MEAT APT01
Drawn By	JCR
Checked by	JCR
Scale	1:100



ROOF PLAN
SCALE: 1:100

Building Section
Planning and Policy Department
Ministry of Health, Community Development,
Gender Elderly and Children.
University of Dodoma
College of Humanities and Social Science 11th
Building, P.O. Box 743,
40476 Dodoma

In Collaboration with

President's Office, Regional Administration
and Local Governments,
Mkapa Building,
P.O. Box 1923,
41185 Dodoma

Client

PRESIDENT'S OFFICE, REGIONAL ADMINISTRATION AND LOCAL GOVERNMENTS,
MKAPA BUILDING, P.O. BOX 1923, 41185 DODOMA

Project

STANDARD DESIGN FOR COUNCIL LEVEL HOSPITALS IN TANZANIA

Drawing title

MATERNITY BLOCK
Roof Plan

Project number

24 APRIL 2013

84T AM02

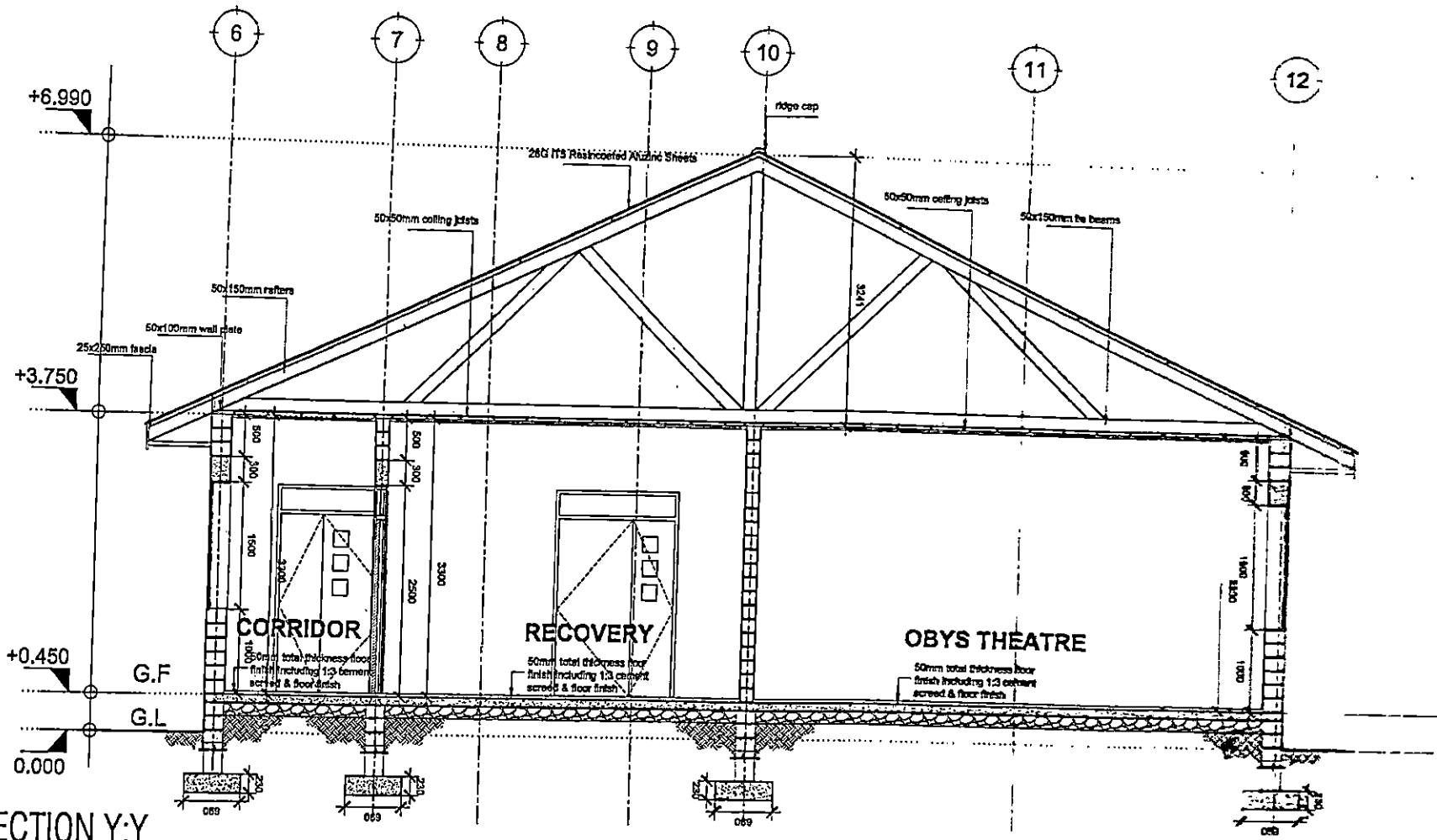
Drawn by

JCR

Checked by

DCRB

Scale 1:100



SECTION Y:Y
SCALE: 1:50

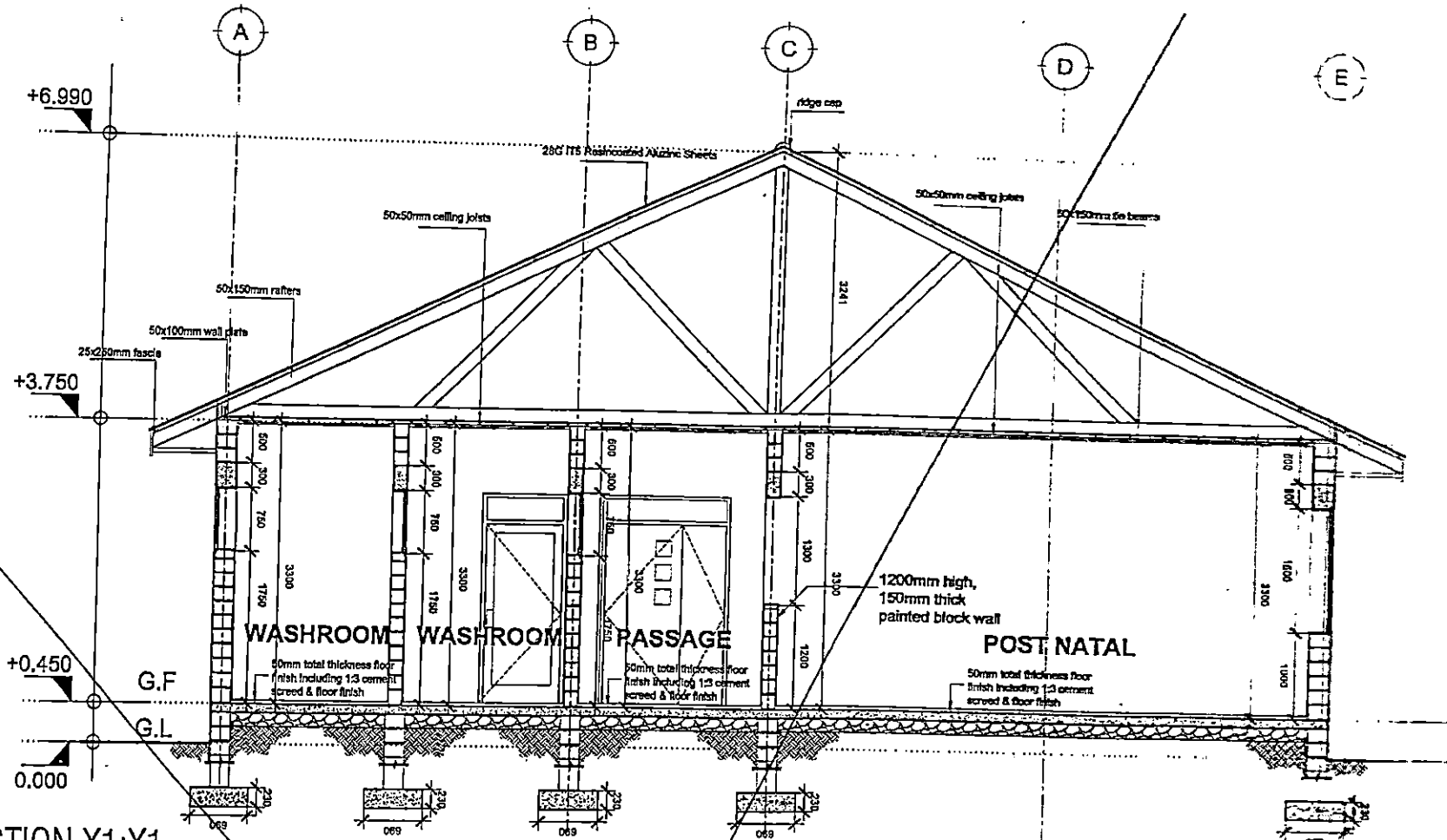
Building Section
 Planning and Policy Department
 Ministry of Health, Community Development,
 Gender Equity and Children,
 University of Dodoma
 College of Humanities and Social Science 11th
 Building, P.O. Box 743,
 40478 Dodoma

In Collaboration with President's Office, Regional Administration
 and Local Governments,
 Mkapa Building,
 P.O. Box 1923,
 41185 Dodoma

Client
 PRESIDENT'S OFFICE, REGIONAL ADMINISTRATION AND LOCAL GOVERNMENTS,
 MKAPA BUILDING, P.O. BOX 1923, 41185 DODOMA

Project
 STANDARD DESIGN FOR COUNCIL LEVEL HOSPITALS IN TANZANIA

Drawing title	
MATERNITY BLOCK	
Section Y:Y	
Project number	
24 APRIL 2009	MPAT A/103
Drawn by JCR	
Checked by DCB	
Scale: 1:50	



SECTION X1:X1
SCALE: 1:50

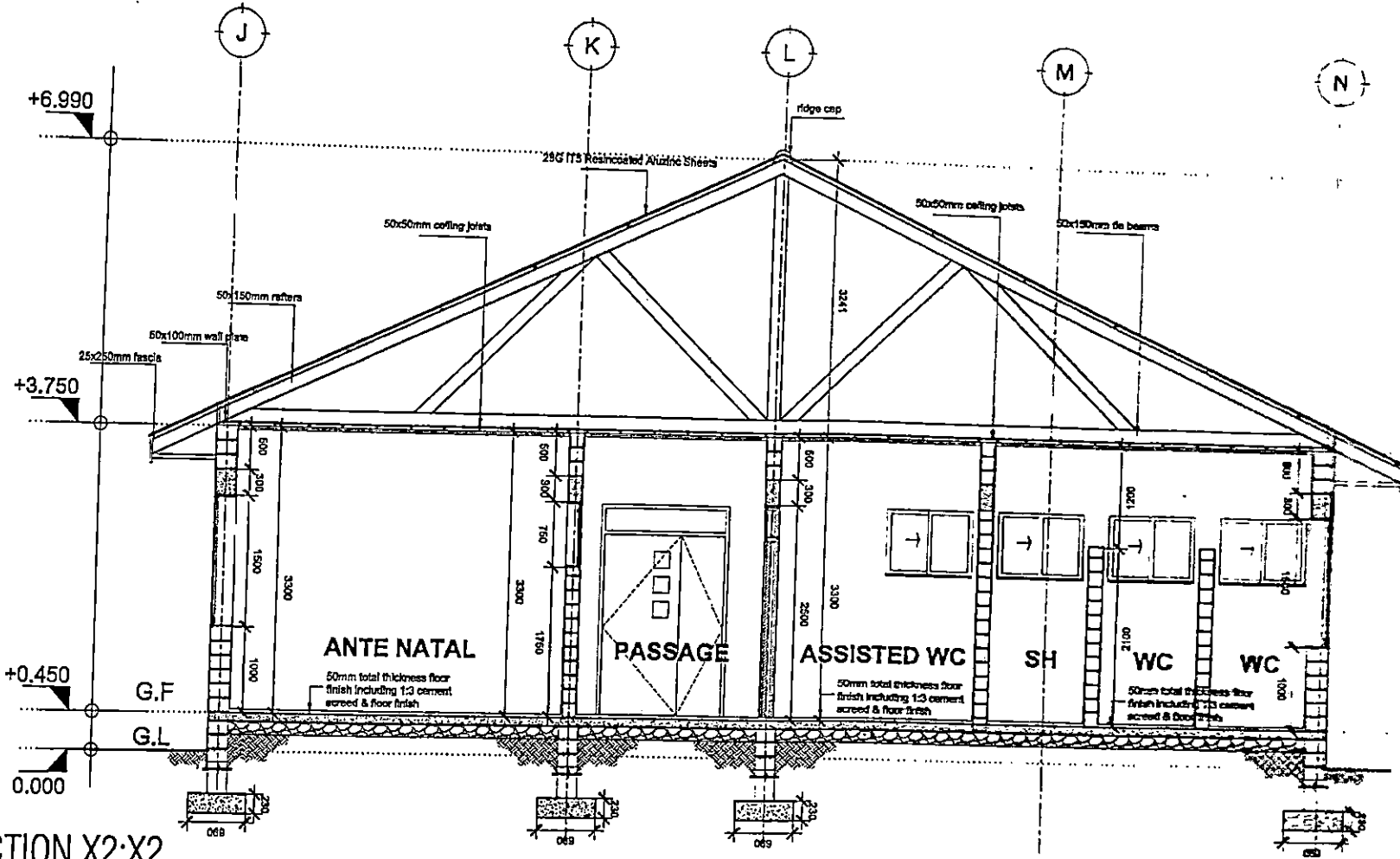
Building Section
 Planning and Policy Department
 Ministry of Health, Community Development,
 Gender Elderly and Children.
 University of Dodoma
 College of Humanities and Social Science 11th
 Building, P.O. Box 743,
 40478 Dodoma

In Collaboration with
 President's Office, Regional Administration
 and Local Governments.
 Mkapa Building,
 P.O. Box 1923,
 41125 Dodoma

Client
PRESIDENT'S OFFICE, REGIONAL ADMINISTRATION AND LOCAL GOVERNMENTS,
MKAPA BUILDING, P.O. BOX 1923, 41185 DODOMA

Project
STANDARD DESIGN FOR COUNCIL LEVEL HOSPITALS IN TANZANIA

Drawing title	
MATERNITY BLOCK	
Section X1:X1	
Project number	MAT/PRJL 2378
Drawn by	JDR
Checked by	DC/08
Scale	1:50
Sheet number	MAT A/104



SECTION X2:X2
SCALE: 1:50

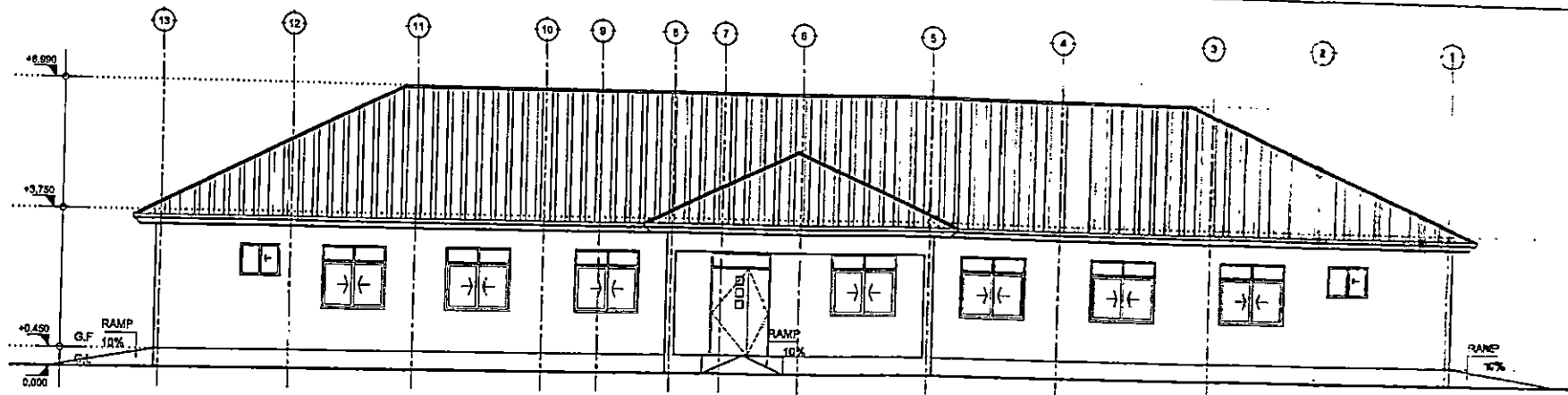
Building Section
 Planning and Policy Department
 Ministry of Health, Community Development,
 Gender Elderly and Children,
 University of Dodoma
 College of Humanities and Social Science 11th
 Building, P.O. Box 743,
 40478 Dodoma

In Collaboration with
 President's Office, Regional Administration
 and Local Governments,
 Mkapa Building,
 P.O. Box 1923,
 41185 Dodoma

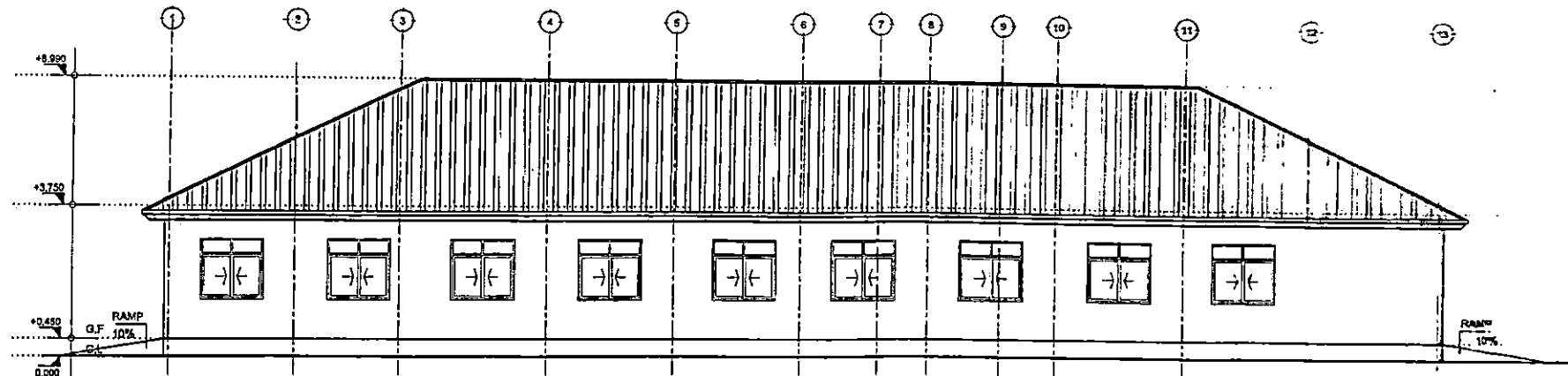
Client
 PRESIDENT'S OFFICE, REGIONAL ADMINISTRATION AND LOCAL GOVERNMENTS,
 MKAPA BUILDING, P.O. BOX 1923, 41185 DODOMA

Project
 STANDARD DESIGN FOR COUNCIL LEVEL HOSPITALS IN TANZANIA

Drawing title	
MATERNITY BLOCK	
Section X2:X2	
Project number	
24 APRIL 2015	MAT ANTOS
Drawn by	JCB
Checked by	EDCS
Scale	1:50



FRONT ELEVATION



REAR ELEVATION

ELEVATIONS
SCALE: 1:100

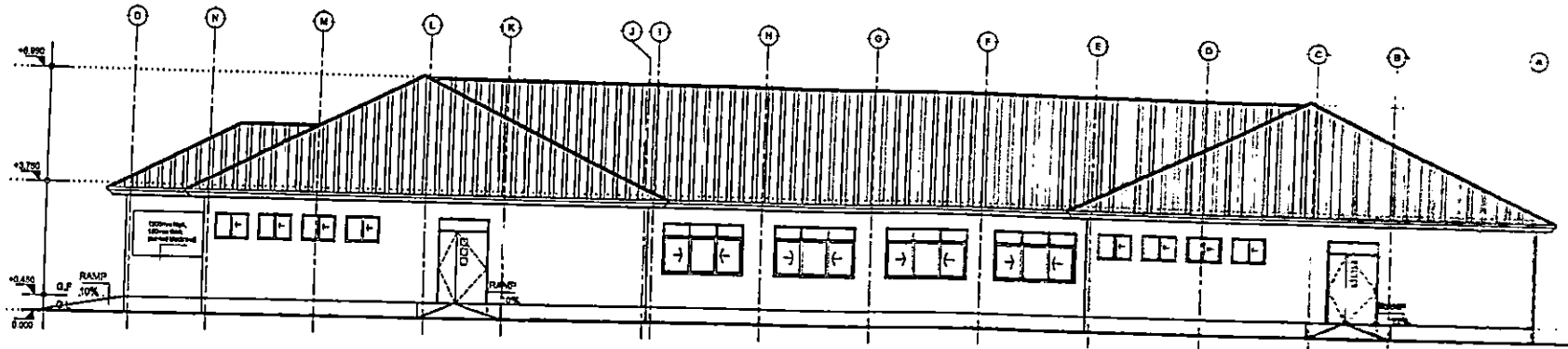
Building Section
Planning and Policy Department
Ministry of Health, Community Development,
Gender Elderly and Children.
University of Dodoma
College of Humanities and Social Science 11th
Building, P.O. Box 743,
40478 Dodoma

In Collaboration with
President's Office, Regional Administration
and Local Governments.
Mkapa Building,
P.O. Box 1923,
41185 Dodoma

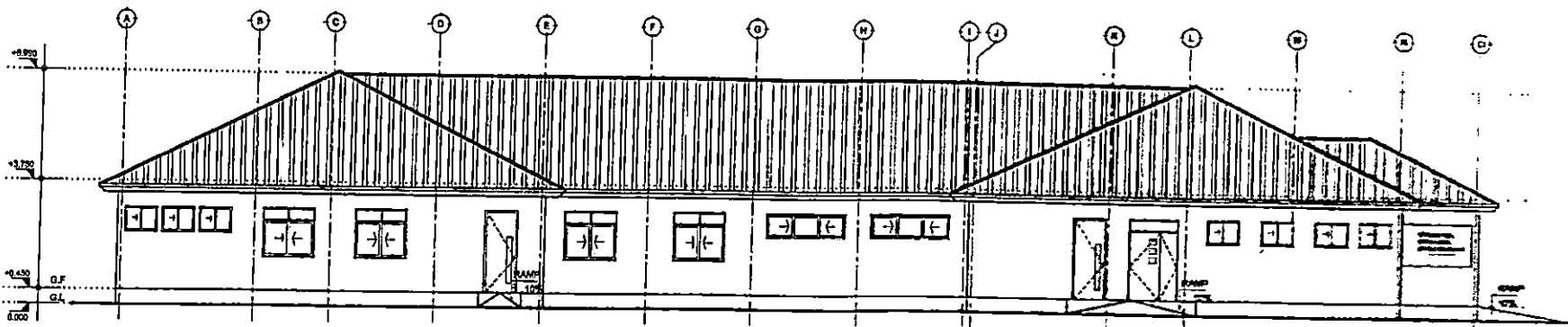
Client
PRESIDENT'S OFFICE, REGIONAL ADMINISTRATION AND LOCAL GOVERNMENT,
MKAPA BUILDING, P.O. BOX 1923, 41185 DODOMA

Project
STANDARD DESIGN FOR COUNCIL LEVEL HOSPITALS IN TANZANIA

Drawing title	
MATERNITY BLOCK	
Elevations	
Project number	WTAT/105
Drawn by	JCB
Checked by	DCR
Scale	1:100



RIGHT SIDE ELEVATION



LEFT SIDE ELEVATION

ELEVATIONS
SCALE: 1:100

Building Section
Planning and Policy Department
Ministry of Health, Community Development,
Gender Elderly and Children.
University of Dodoma
College of Humanities and Social Science 11th
Building, P.O. Box 743,
40478 Dodoma

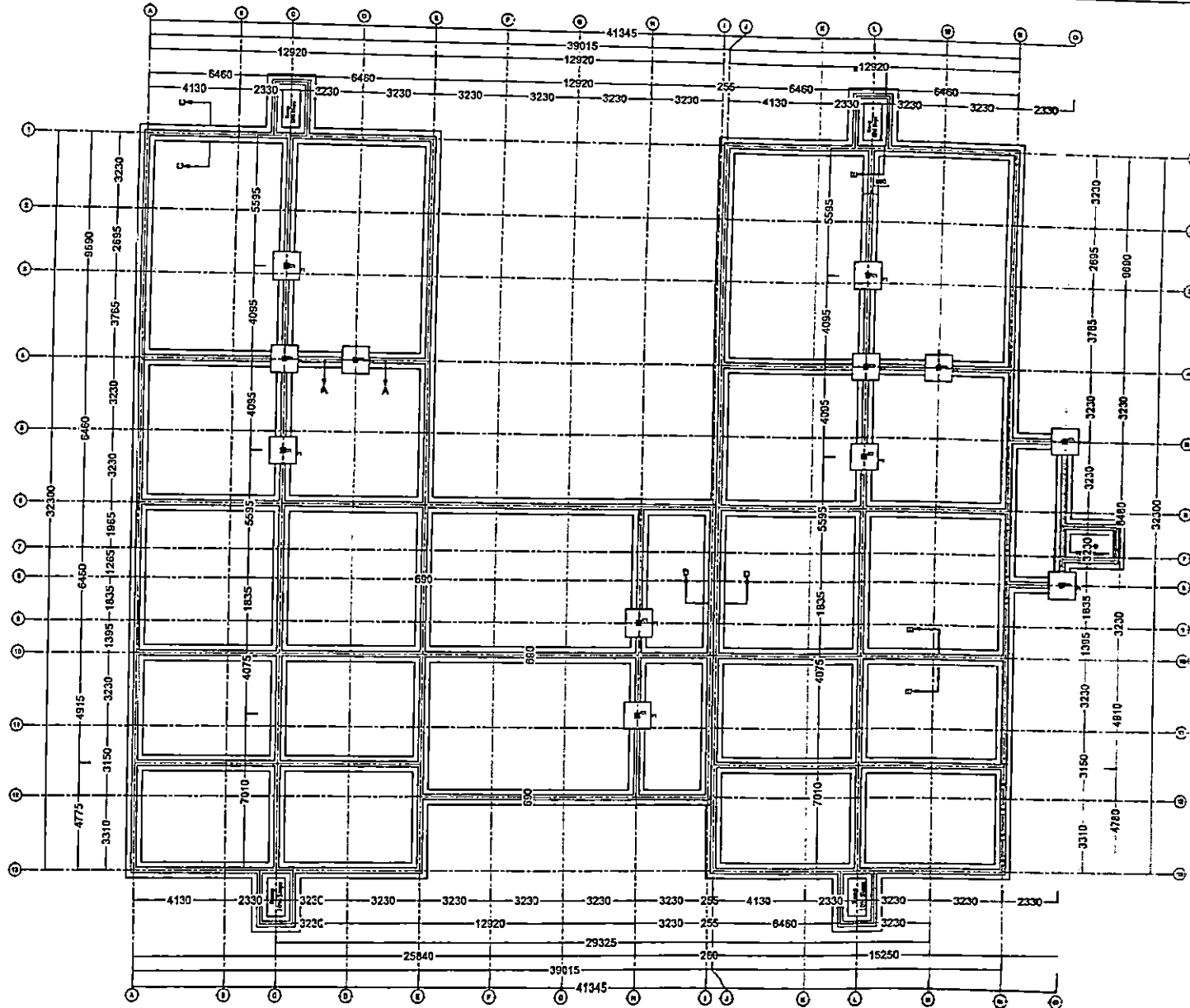
In Collaboration with
President's Office, Regional Administration
and Local Governments.
Mkapa Building,
P.O. Box 1923,
41185 Dodoma

Client
**PRESIDENT'S OFFICE, REGIONAL ADMINISTRATION AND LOCAL GOVERNMENT,
MKAPA BUILDING, P.O. BOX 1923, 41185 DODOMA**

Project
STANDARD DESIGN FOR COUNCIL LEVEL HOSPITALS IN TANZANIA

Drawing title
MATERNITY BLOCK
Elevations

Project number 2/APRIL 2019	MAT A/107
Drawn by JDR	
Checked by DCD	Scale 1:100



FOUNDATION PLAN

NOTE:

1. All dimensions are in mm unless otherwise specified
2. All discrepancies shall be referred to the structural engineer
3. Reinforced concrete shall be of grade 20 with $f_{cu}=25N/mm^2$ at 28 days of age
4. Main reinforcements shall be high tensile steel with $f_y = 450N/mm^2$
5. Nominal cover to the reinforcements:
 - a) Foundation 50mm
 - b) Column 25mm
 - c) Beam 25mm
 - d) Slab 25mm

PROJECT:

PROPOSED STANDARD DRAWINGS FOR COUNCIL HOSPITALS IN TANZANIA

CLIENT:

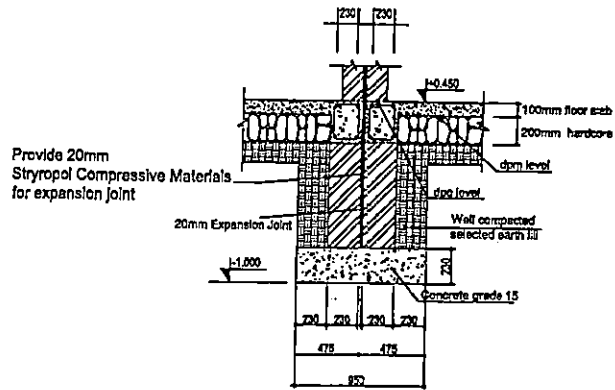
PRESIDENT'S OFFICE
REGIONAL ADMINISTRATION
LOCAL GOVERNMENT

MINISTRY OF HEALTH,
COMMUNITY DEVELOPMENT,
GENDER AND CHILDREN

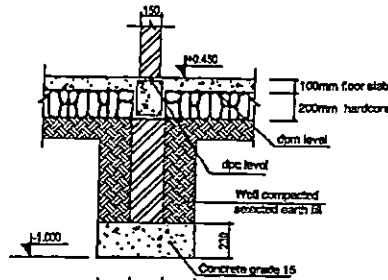
DRAWING TITLE:

MATERNITY WARD
FOUNDATION LAYOUT

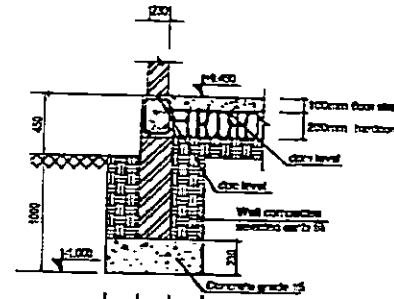
Designed by:	Eng. R.A.M
Drawn by:	ENG. ANGATOMELA
Checked by:	Eng. R.A.M
Approved by:	
Date:	Scale:
2013	
Drawing No	Sheet:
MTR/STR.101	



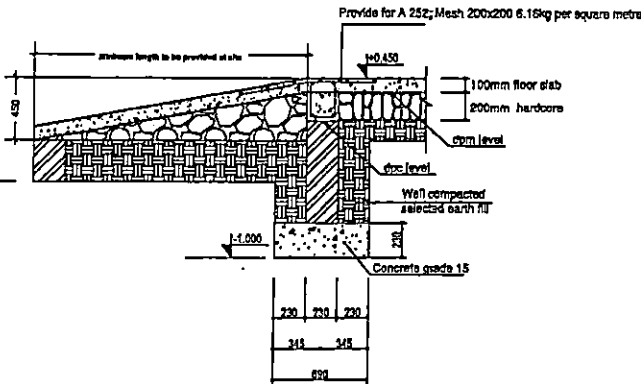
Section D - D



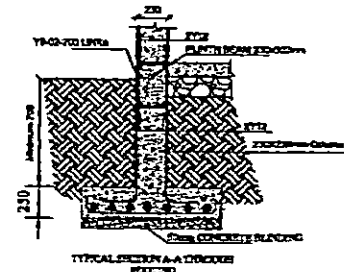
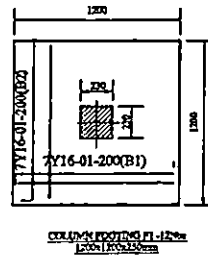
Section B - B



Section C - C



Section E - E: Ramp Details



NOTE:

1. All dimensions are in mm unless otherwise specified
2. All discrepancies shall be referred to the structural engineer
3. Reinforced concrete shall be of grade 20 with $f_{cu}=25N/mm^2$ at 28 days of age
4. Main reinforcements shall be high tensile steel with $f_y = 460N/mm^2$
5. Nominal cover to the reinforcements:
 - a) Foundation 50mm
 - b) Column 25mm
 - c) Beam 25mm
 - d) Slab 25mm

PROJECT:

PROPOSED STANDARD DRAWINGS FOR COUNCIL HOSPITALS IN TANZANIA

CLIENT:

PRESIDENT'S OFFICE
REGIONAL ADMINISTRATION
LOCAL GOVERNMENT

MINISTRY OF HEALTH,
COMMUNITY DEVELOPMENT,
GENDER AND CHILDREN

DRAWING TITLE:

MATERNITY WARD
FOUNDATION DETAILS

Designed by: Eng. R.A.M

Drawn by: ENG. ANGATOMELA

Checked by: Eng. R.A.M

Approved by:

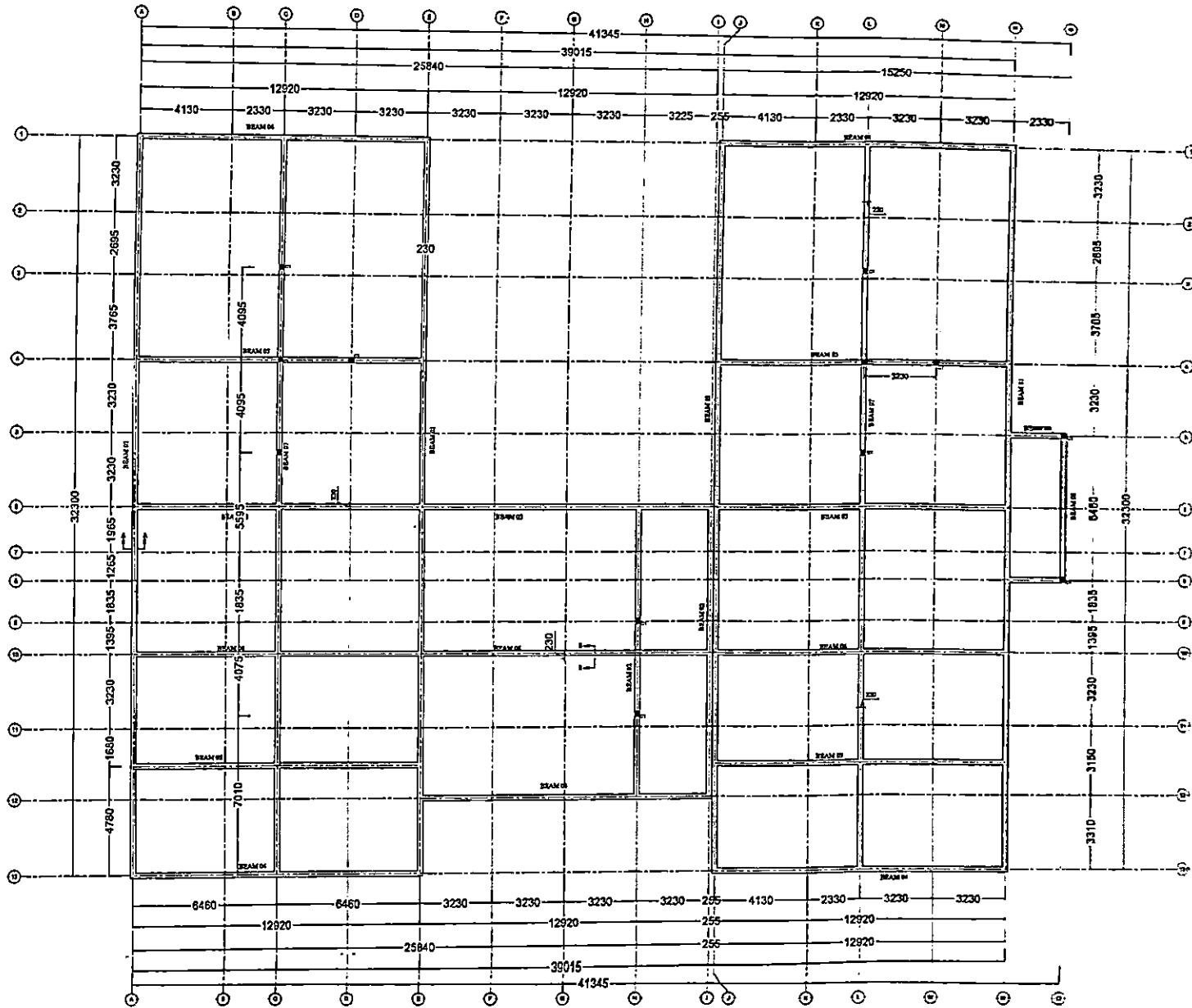
Date:
2018

Scale:

Drawing No.
MTR/STR.102

Sheet:

FOUNDATION DETAILS



PLINTH BEAM LAYOUT

NOTE:

1. All dimensions are in mm unless otherwise specified
2. All discrepancies shall be referred to the structural engineer
3. Reinforced concrete shall be of grade 20 with $f_{cu}=25N/mm^2$ at 28 days of age
4. Main reinforcements shall be high tensile steel with $f_y = 460N/mm^2$
5. Nominal cover to the reinforcements:
 - a) Foundation 50mm
 - b) Column 25mm
 - c) Beam 25mm
 - d) Slab 25mm

PROJECT:

PROPOSED STANDARD DRAWINGS FOR COUNCIL HOSPITALS IN TANZANIA

CLIENT:

PRESIDENT'S OFFICE
REGIONAL ADMINISTRATION
LOCAL GOVERNMENT

MINISTRY OF HEALTH,
COMMUNITY DEVELOPMENT,
GENDER AND CHILDREN

DRAWING TITLE:

MATERNITY WARD
PLINTH BEAM LAYOUT

Designed by:	Eng. R.A.M
Drawn by:	ENG. ANGATOMELA
Checked by:	Eng. R.A.M
Approved by:	

Date:	2018	Scale:	
-------	------	--------	--

Drawing No.	MTR/STR. 103	Sheet:	
-------------	--------------	--------	--

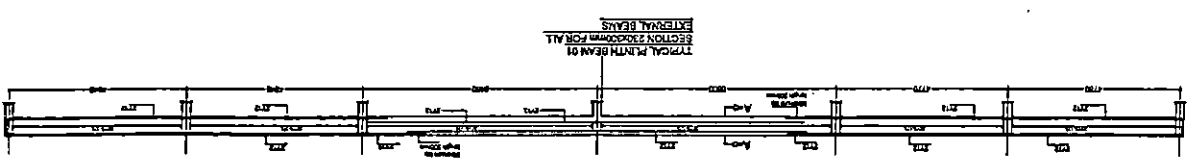
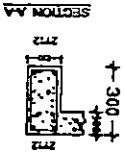

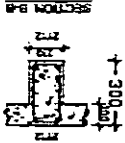
DRAWING TITLE: MATERNITY WARD PLINTH BEAM DETAILS	
Designed by:	Eng. R.A.M
Drawn by:	ENG. ANGATOMELA
Checked by:	Eng. R.A.M
Approved by:	
Date:	2019
Scale:	
Drawing No.	MTR/STR/104
Sheet	

PROJECT:
PROPOSED STANDARD
DRAWINGS FOR COUNCIL
HOSPITALS IN TANZANIA

CLIENT:
PRESIDENT'S OFFICE
REGIONAL ADMINISTRATION
LOCAL GOVERNMENT
MINISTRY OF HEALTH,
COMMUNITY DEVELOPMENT
GENDER AND CHILDREN

NOTE:

1. All dimensions are in mm unless otherwise specified
2. All discrepancies shall be referred to the structural engineer
3. Reinforced concrete shall be of grade 20 with four=25N/mm² at 28 days of age
4. Main reinforcements shall be high tensile steel with fy = 450N/mm²
5. Nominal cover to the reinforcements:
 - a) Foundation 50mm
 - b) Column 25mm
 - c) Beam 25mm
 - d) Slab 25mm



NOTE:

1. All dimensions are in mm unless otherwise specified
2. All discrepancies shall be referred to the structural engineer
3. Reinforced concrete shall be of grade 20 with $f_{cu}=25N/mm^2$ at 28 days of age
4. Main reinforcements shall be $450N/mm^2$ high tensile steel with $f_y = 450N/mm^2$
5. Nominal cover to the reinforcements:
 - a) Foundation 50mm
 - b) Column 25mm
 - c) Beam 25mm
 - d) Slab 25mm

PROJECT:
PROPOSED STANDARD DRAWINGS FOR COUNCIL HOSPITALS IN TANZANIA

CLIENT:
 PRESIDENT'S OFFICE
 REGIONAL ADMINISTRATION
 LOCAL GOVERNMENT

MINISTRY OF HEALTH,
 COMMUNITY DEVELOPMENT,
 GENDER AND CHILDREN

DRAWING TITLE:
 MATERNITY WARD
 RING BEAM DETAILS

Designed by: Eng. R.A.M

Drawn by: ENG. ANGATONELA

Checked by: Eng. R.A.M

Approved by:

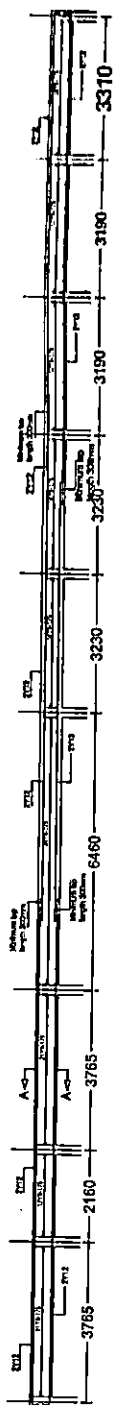
Date: 2019 Scale:

Drawing No. Sheet

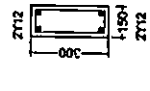
MTR/ST/105



SECTION A-A



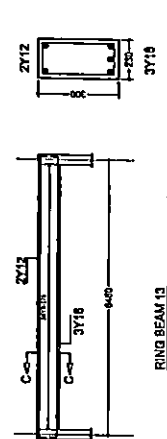
TYPICAL RING BEAM B1
 SECTION 230x300mm FOR ALL
 EXTERNAL BEAMS



SECTION B-B

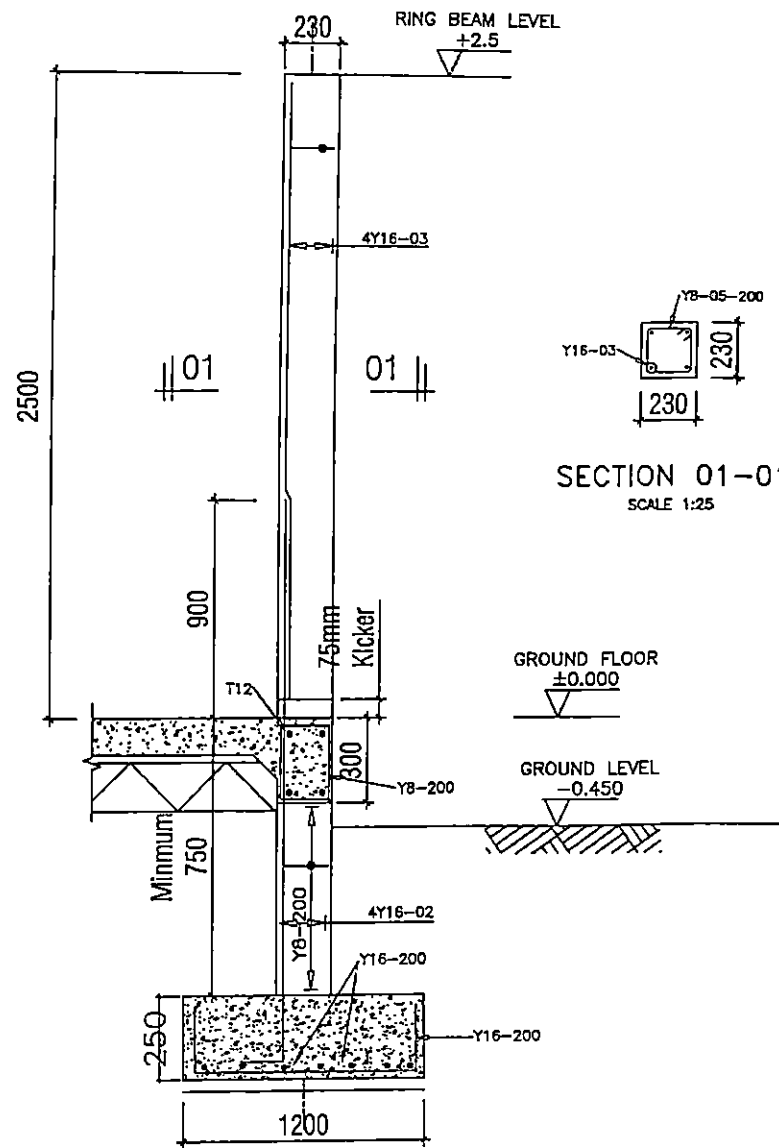


TYPICAL RING BEAM B4
 SECTION 230x300mm FOR ALL
 INTERNAL BEAMS



SECTION C-C

RING BEAM B3
 SECTION 230x300mm



SECTION 01-01
SCALE 1:25

COLUMN C1
(230x230mm)
SCALE 1:25

NOTE:

1. All dimensions are in mm unless otherwise specified
2. All discrepancies shall be referred to the structural engineer
3. Reinforced concrete shall be of grade 20 with $f_{cu}=25N/mm^2$ at 28 days of age
4. Main reinforcements shall be high tensile steel with $f_y = 480N/mm^2$
5. Nominal cover to the reinforcements:
 - a) Foundation 50mm
 - b) Column 25mm
 - c) Beam 25mm
 - d) Slab 25mm

PROJECT:

PROPOSED STANDARD
DRAWINGS FOR COUNCIL
HOSPITALS IN TANZANIA

CLIENT:

PRESIDENT'S OFFICE
REGIONAL ADMINISTRATION
LOCAL GOVERNMENT

MINISTRY OF HEALTH,
COMMUNITY DEVELOPMENT,
GENDER AND CHILDREN

DRAWING TITLE:

MATERNITY WARD
COLUMN DETAILS

Designed by: Eng. R.A.M

Drawn by: ENG. A. NGATOMELA

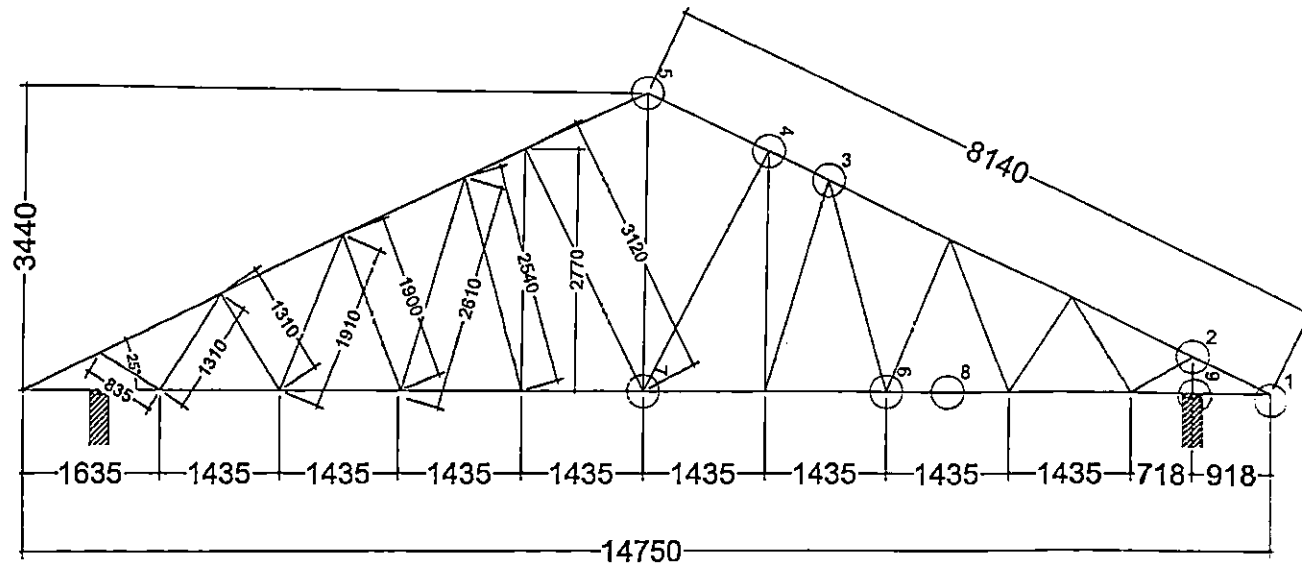
Checked by: Eng. R.A.M

Approved by:

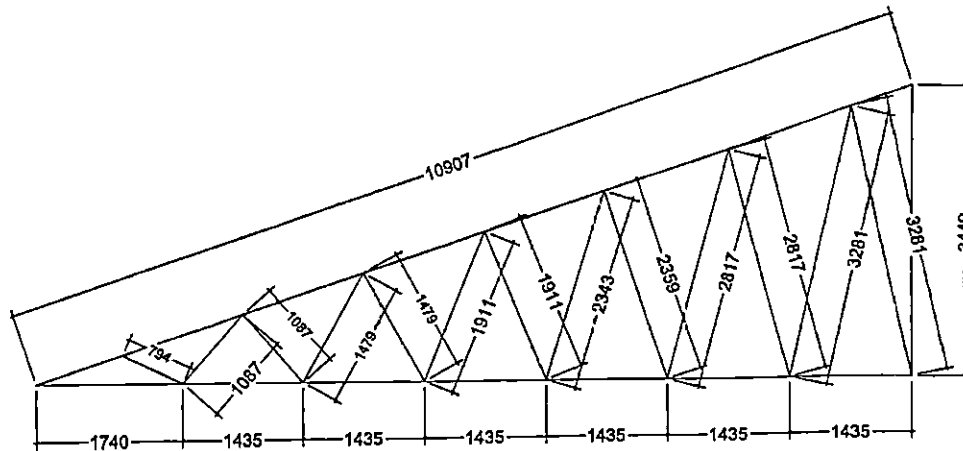
Date: 2018 Scale:

Drawing No. Sheet

MTR/STR.107



TYPICAL ROOF TRUSS T01



TYPICAL ROOF TRUSS T02

NOTE:

1. All dimensions are in mm unless otherwise specified
2. All discrepancies shall be referred to the structural engineer
3. Reinforced concrete shall be of grade 20 with $f_{cu}=25N/mm^2$ at 28 days of age
4. Main reinforcements shall be high tensile steel with $f_y = 460N/mm^2$
5. Nominal cover to the reinforcements:
 - a) Foundation 50mm
 - b) Column 25mm
 - c) Beam 25mm
 - d) Slab 25mm

PROJECT:

PROPOSED STANDARD DRAWINGS FOR COUNCIL HOSPITALS IN TANZANIA

CLIENT:

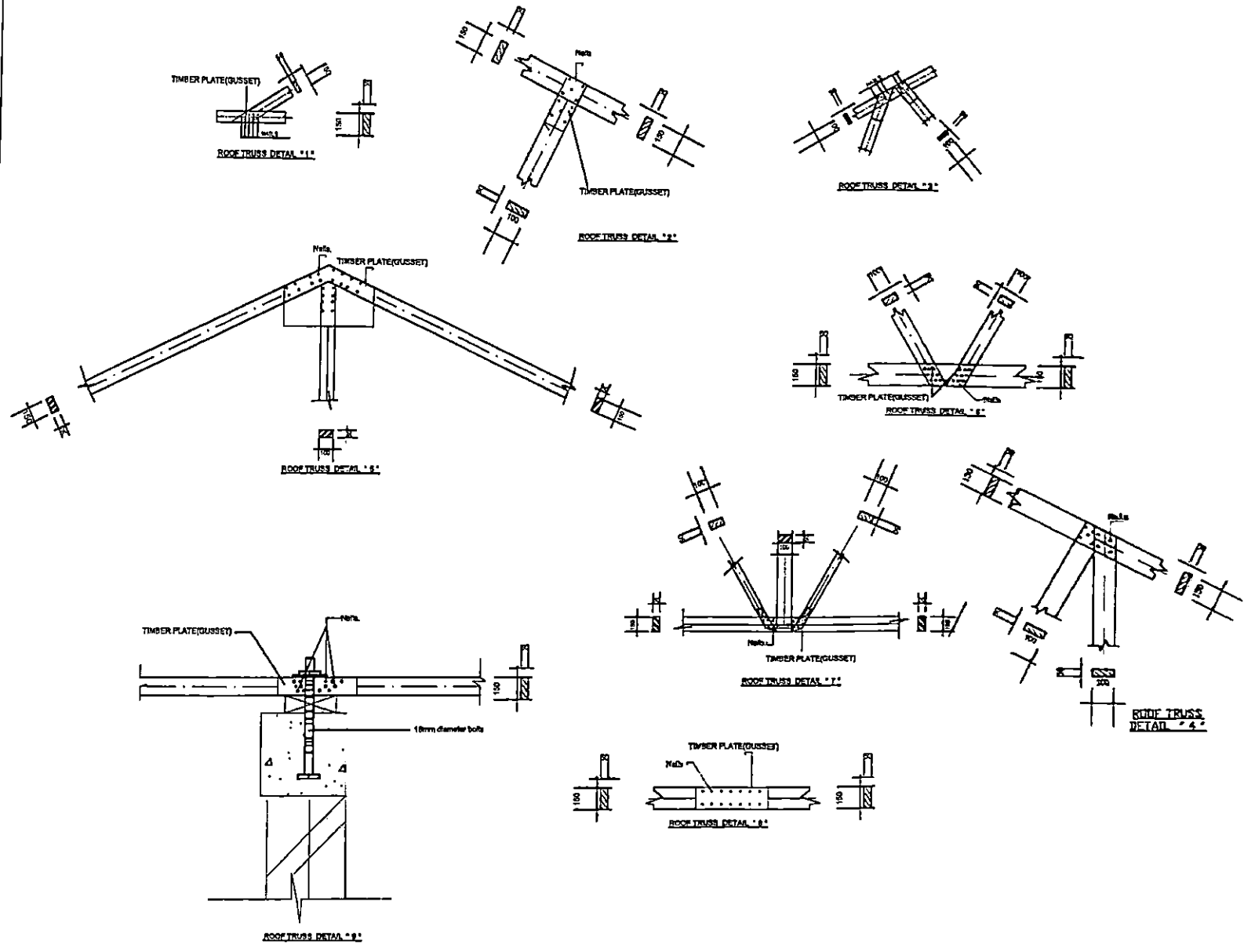
PRESIDENT'S OFFICE
REGIONAL ADMINISTRATION
LOCAL GOVERNMENT

MINISTRY OF HEALTH,
COMMUNITY DEVELOPMENT,
GENDER AND CHILDREN

DRAWING TITLE:

MATERNITY WARD TRUSS

Designed by:	Eng. R.A.M
Drawn by:	ENG. A. NGATOMELA
Checked by:	Eng. R.A.M
Approved by:	
Date:	Scale:
2018	
Drawing No.	Sheet:
MTR/STR.109	



NOTE:

1. All dimensions are in mm unless otherwise specified
2. All discrepancies shall be referred to the structural engineer
3. Reinforced concrete shall be of grade 20 with $f_{cu}=25N/mm^2$ at 28 days of age
4. Main reinforcements shall be high tensile steel with $f_y = 450N/mm^2$
5. Nominal cover to the reinforcements:
 - a) Foundation 50mm
 - b) Column 25mm
 - c) Beam 25mm
 - d) Slab 25mm

PROJECT:
 PROPOSED STANDARD DRAWINGS FOR COUNCIL HOSPITALS IN TANZANIA

CLIENT:
 PRESIDENT'S OFFICE
 REGIONAL ADMINISTRATION
 LOCAL GOVERNMENT

**MINISTRY OF HEALTH,
 COMMUNITY DEVELOPMENT,
 GENDER AND CHILDREN**

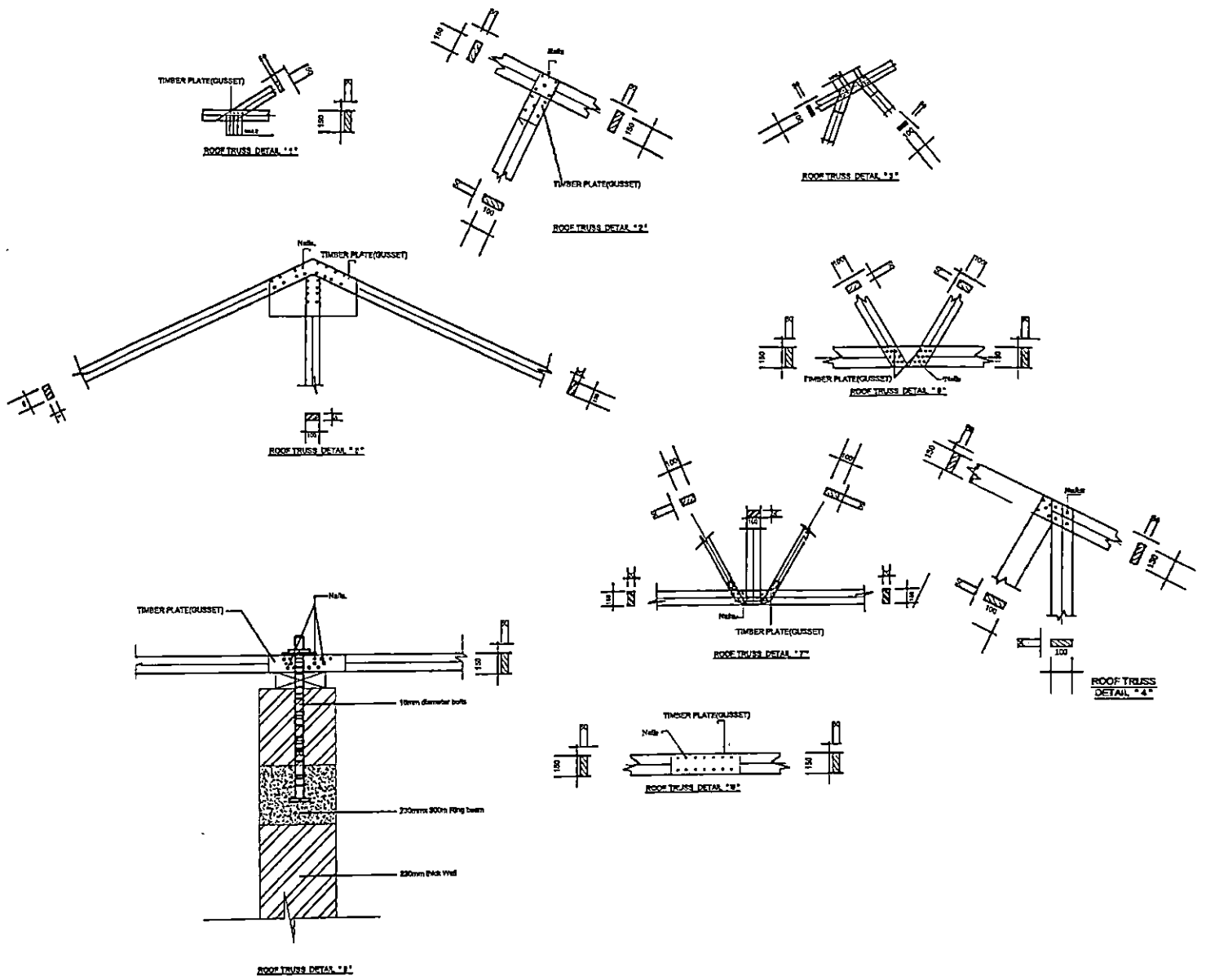
DRAWING TITLE:
 MATERNITY WARD
 TRUSS DETAILS & CONNECTIONS

Designed by: Eng. R.A.M
 Drawn by: ENG. ANGATOMELA
 Checked by: Eng. R.A.M

Approved by:

Date: 2018 Scale:

Drawing No. Sheet:
 NTR/STR.110



- NOTE:**
1. All dimensions are in mm unless otherwise specified
 2. All discrepancies shall be referred to the structural engineer
 3. Reinforced concrete shall be of grade 20 with $f_{cu}=25N/mm^2$ at 28 days of age
 4. Main reinforcements shall be high tensile steel with $f_y = 450N/mm^2$
 5. Nominal cover to the reinforcements:
 - a) Foundation 50mm
 - b) Column 25mm
 - c) Beam 25mm
 - d) Slab 25mm

PROJECT:
 PROPOSED STANDARD DRAWINGS FOR COUNCIL HOSPITALS IN TANZANIA

CLIENT: PRESIDENT'S OFFICE REGIONAL ADMINISTRATION LOCAL GOVERNMENT

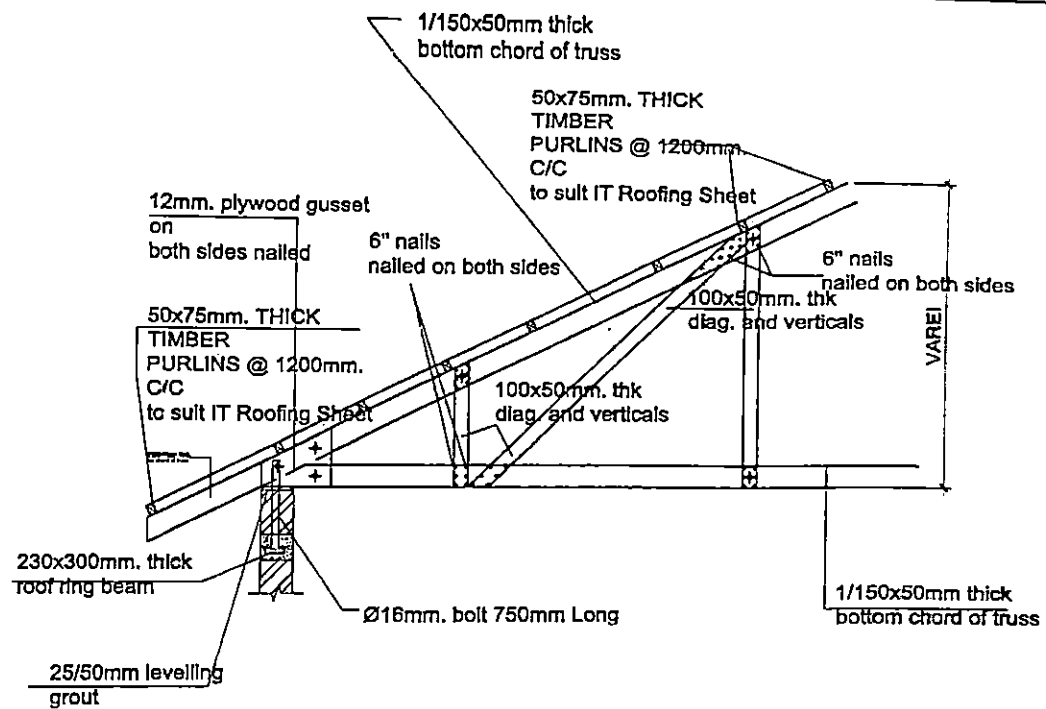
MINISTRY OF HEALTH, COMMUNITY DEVELOPMENT, GENDER AND CHILDREN

DRAWING TITLE:
 MATERNITY WARD TRUSS DETAILS & CONNECTION 01

Designed by:	Eng. R.A.M
Drawn by:	ENG. ANGATOMELA
Checked by:	Eng. R.A.M
Approved by:	

Date: 2016 Scale:

Drawing No. MTR/STR.110 Sheet:



NOTE:

1. All dimensions are in mm unless otherwise specified
2. All discrepancies shall be referred to the structural engineer
3. Reinforced concrete shall be of grade 20 with $f_{cu}=25N/mm^2$ at 28 days of age
4. Main reinforcements shall be high tensile steel with $f_y = 460N/mm^2$
5. Nominal cover to the reinforcements:
 - a) Foundation 50mm
 - b) Column 25mm
 - c) Beam 25mm
 - d) Slab 25mm

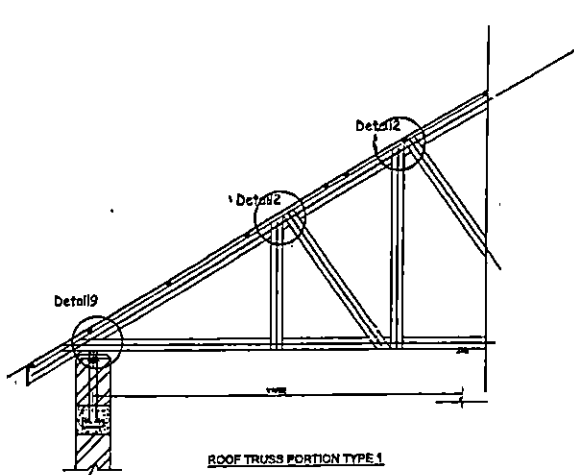
PROJECT:

PROPOSED STANDARD DRAWINGS FOR COUNCIL HOSPITALS IN TANZANIA

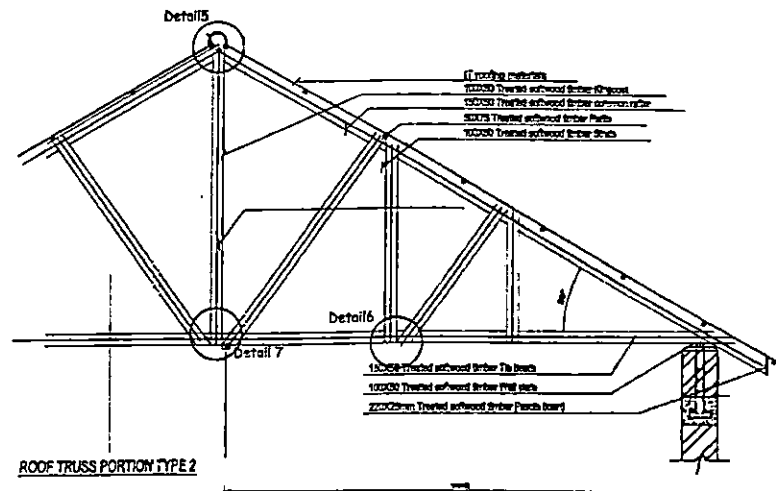
CLIENT:

PRESIDENT'S OFFICE
REGIONAL ADMINISTRATION
LOCAL GOVERNMENT

MINISTRY OF HEALTH,
COMMUNITY DEVELOPMENT,
GENDER AND CHILDREN



ROOF TRUSS PORTION TYPE 1

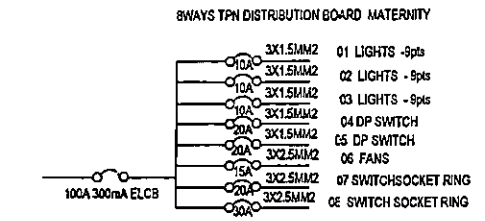
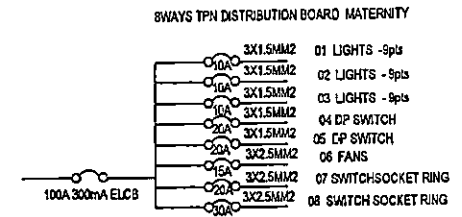
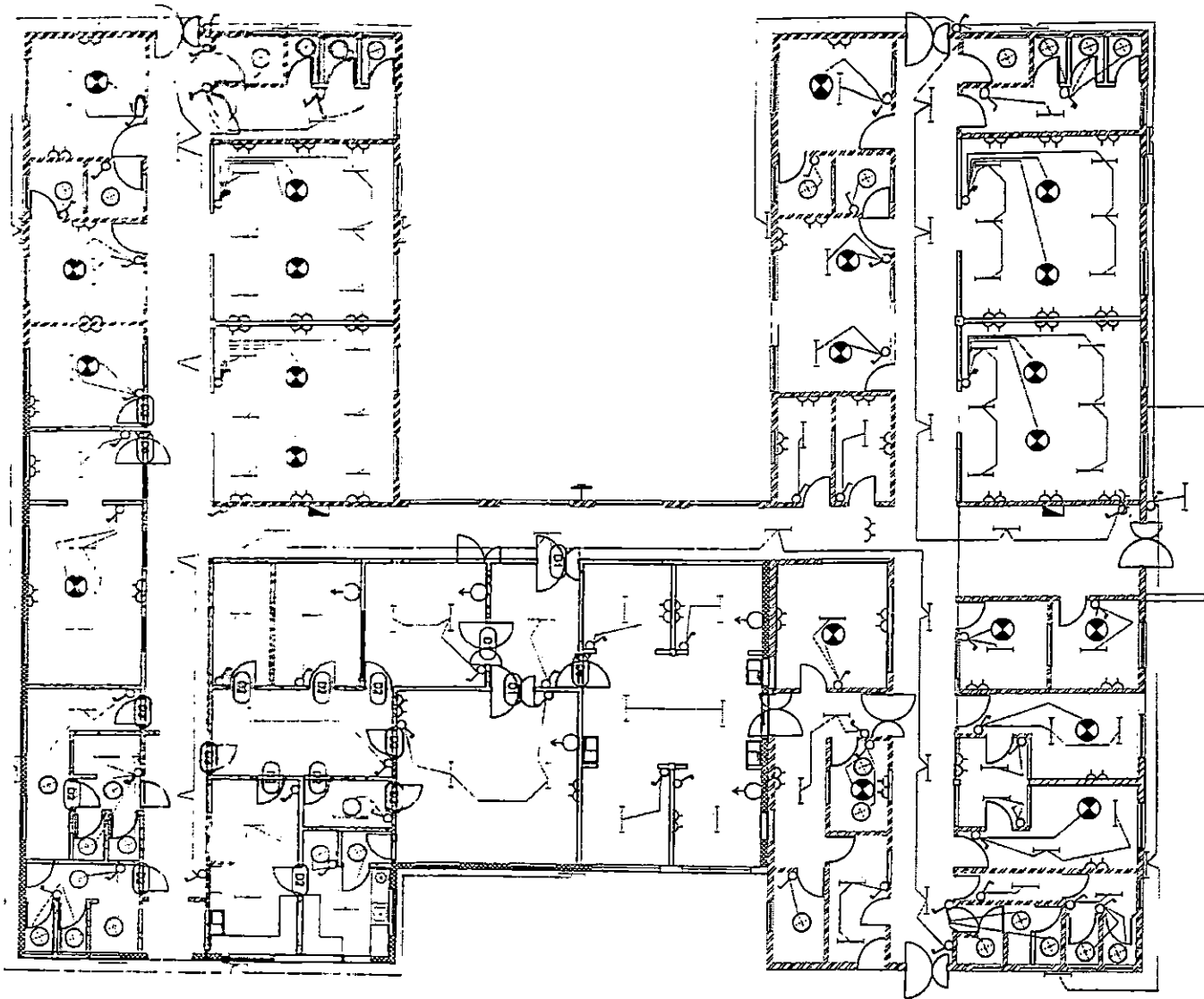


ROOF TRUSS PORTION TYPE 2

DRAWING TITLE:
MATERNITY WARD
TRUSS DETAILS & CONNECTION 02

Designed by:	Eng. R.A.M
Drawn by:	ENG. ANGATOMELA
Checked by:	Eng. R.A.M
Approved by:	

Date:	Scale:
2010	
Drawing No.	Sheet:
MT/STR/111	



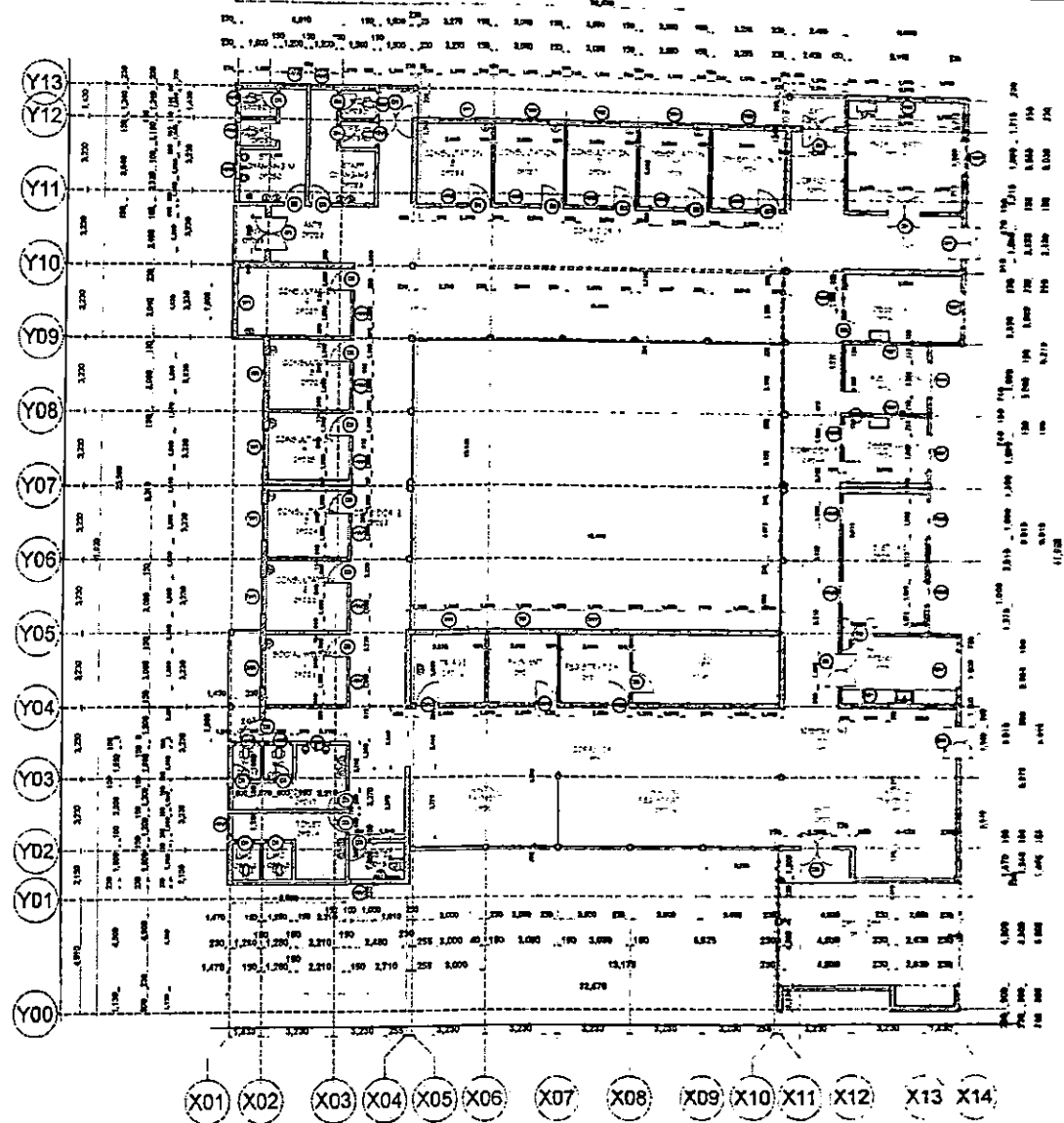
Building Section
 Planning and Policy Department
 Ministry of Health, Community Development,
 Gender Equity and Child Development
 University of Dodoma
 College of Humanities and Social Science 1th
 Building, P.O. Box 1143,
 40476 Dodoma

In Collaboration with President's Office, Regional Administration
 and Local Government.
 Mkapa Building,
 P.O. Box 1923,
 41185 Dodoma

Client
 PRESIDENT'S OFFICE, REGIONAL ADMINISTRATION AND
 LOCAL GOVERNMENT, MKAPA BUILDING,
 P.O. BOX 1923, 41185 DODOMA

Project
 PROPOSED STANDARD DESIGN FOR COUNCIL LEVEL
 HOSPITALS IN TANZANIA

Drawing title		MATERNITY ELECTRICAL PLAN	
Project number		MAT/E 101	
Date	NOV, 2018		
Drawn by	EEC		
Checked by	EEC	Scale	1:150



Building Section,
 Policy Planning Department,
 Ministry of Health, Community Development,
 Gender, Elderly and Children.
 University of Dodoma
 College of Humanities and Social Science - 1th
 Building,
 P.O.Box 743
 40478 Dodoma

IN COLLABORATION WITH

President Office, Regional Administration and
 Local Government
 Mkapa Building,
 P.O.Box 1923,
 41185 Dodoma.

CLIENT

PRESIDENTS OFFICE, REGIONAL ADMINISTRATION AND LOCAL
 GOVERNMENT MKAPA BUILDING, P.O. BOX 1923, 41185 DODOMA.

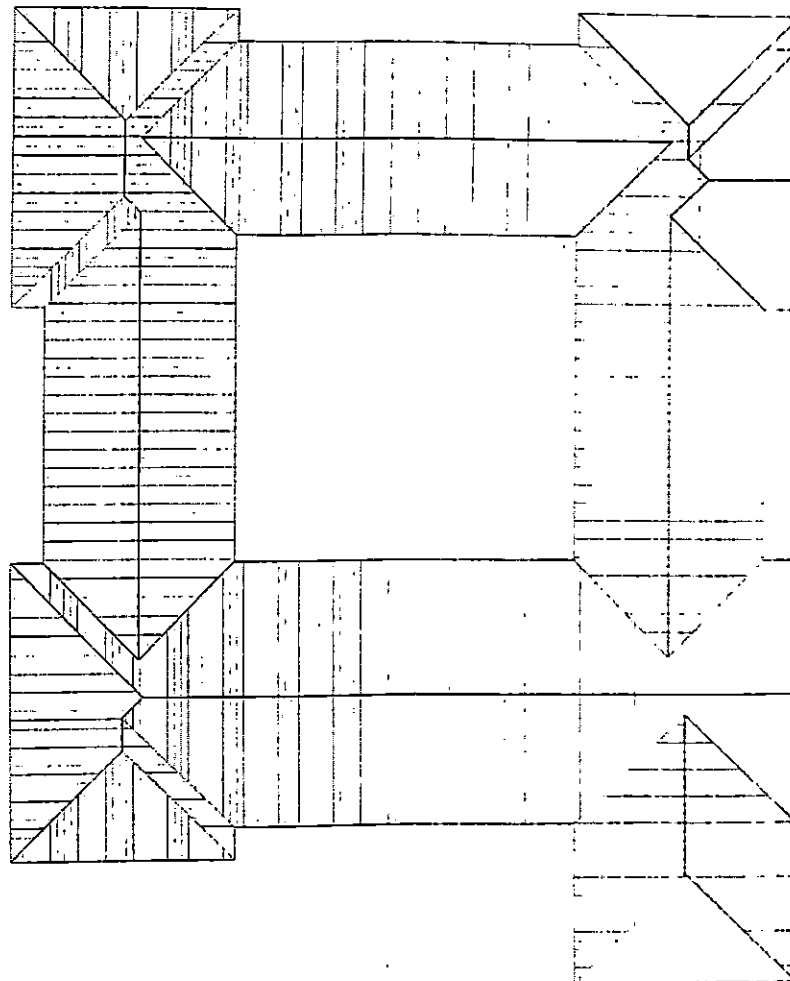
PROJECT

STANDARD DESIGN FOR COUNCIL LEVEL
 HOSPITALS IN TANZANIA

DRAWING TITLE

OUT PATIENT DEPARTMENT
 GROUND FLOOR PLAN

PROJECT NO.	AS	OPDA101
DRAWN BY	ZAM	
CHECKED BY		
DATE	07/200	SCALE 1:100



Building Section,
 Policy Planning Department,
 Ministry of Health, Community Development,
 Gender, Elderly and Children,
 University of Dodoma
 College of Humanities and Social Science 11th
 Building,
 P.O.Box 743
 40478 Dodoma

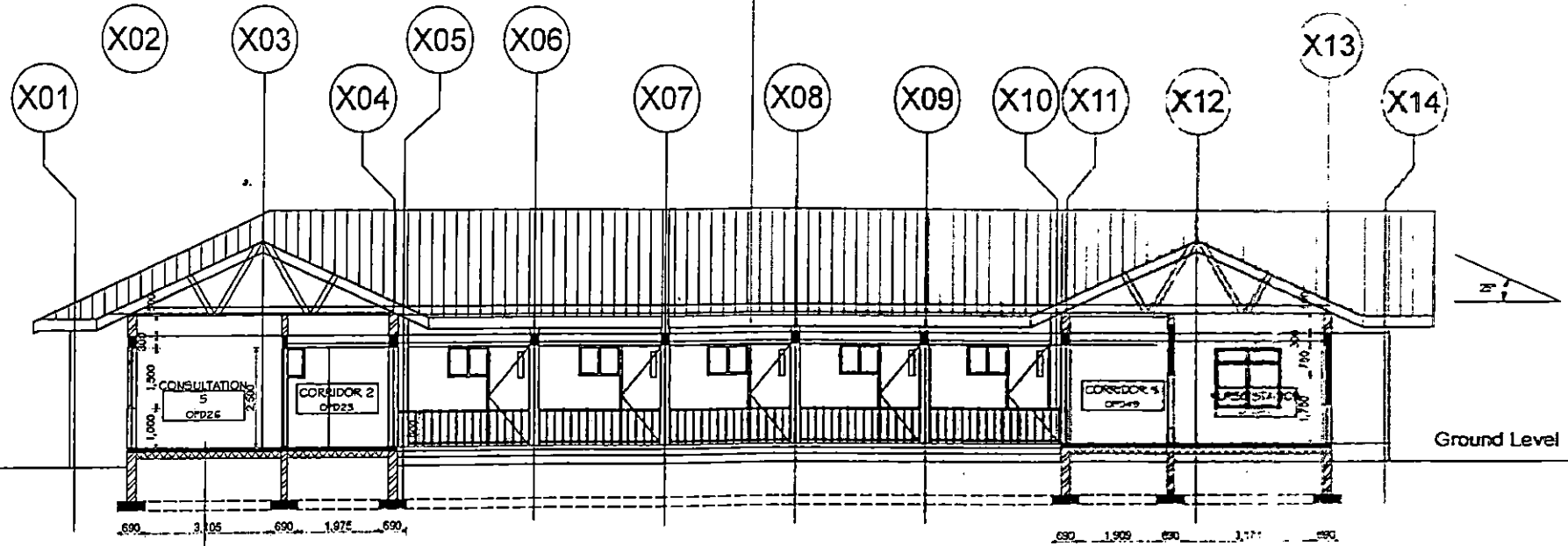
President's Office, Regional Administration and
 Local Government
 Mkapa Building,
 P.O.Box 1923,
 41185 Dodoma.
IN COLLABORATION WITH

CLIENT
 PRESIDENT'S OFFICE, REGIONAL ADMINISTRATION AND LOCAL
 GOVERNMENT MKAPA BUILDING, P.O. BOX 1923, 41185 DODOMA.
 PROJECT
 STANDARD DESIGN FOR COUNCIL LEVEL
 HOSPITALS IN TANZANIA

DRAWING TITLE
**OUT PATIENT DEPARTMENT
 ROOF PLAN**

PROJECT NO.	43	OPD/A102
DRAWN BY	DCM	
CHECKED BY	DCM	
DATE	20/02/20	SCALE 1:50

IT 5 Resinoid Aluminic Sheets or
 Pressure Impregnated Coating Details to Manufacturers Details on
 Pressure Impregnated Roof Trusses/Rafters to Engineers Details on
 100 x 50 mm Pressure Impregnated Wall Posts
 50 x 50 mm Pressure Impregnated Ceiling Bracing at 600 x 1200 centres
 ceiling system 12mm thick with an epoxy coating including all necessary accessories, ceiling light and data services
 One hour fire rated suspended high density moisture resistant



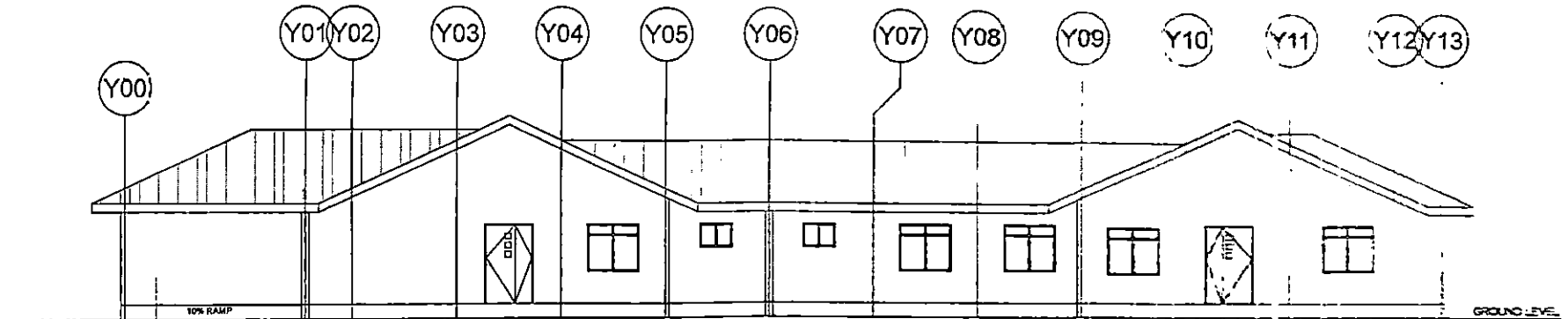
500x500mm ceramic floor tiles
 40mm cement sand bedding on
 100mm concrete slab on
 150 hard core on
 Well compacted selected back fill

Building Section,
 Policy Planning Department,
 Ministry of Health, Community Development,
 Gender, Elderly and Children.
 University of Dodoma
 College of Humanities and Social Science 11th
 Building,
 P.O.Box 743
 40476 Dodoma

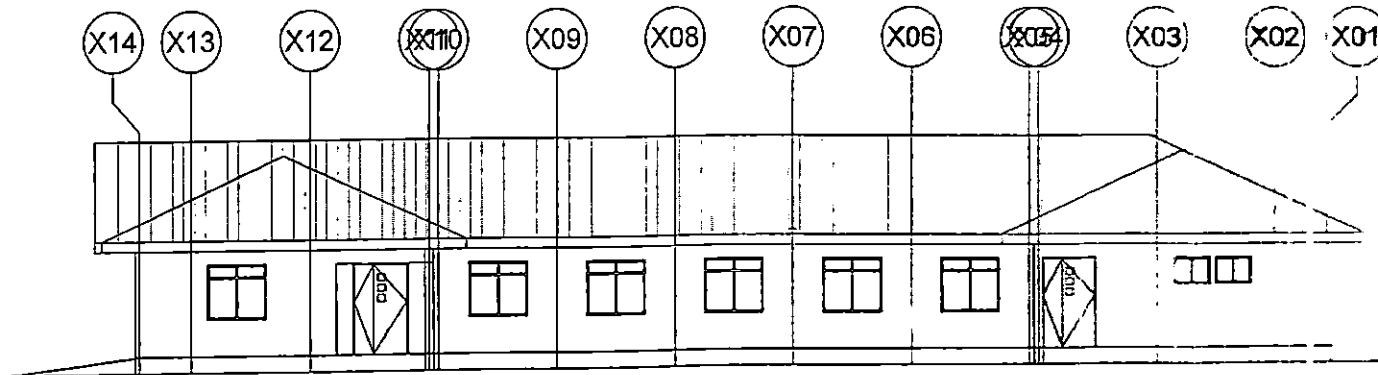
President Office, Regional Administration and
 Local Government
 Mkapa Building,
 P.O.Box 1923,
 41185 Dodoma.

CLIENT
 PRESIDENT'S OFFICE, REGIONAL ADMINISTRATION AND LOCAL
 GOVERNMENT MKAPA BUILDING, P.O. BOX 1923, 41185 DODOMA.
 PROJECT
 STANDARD DESIGN FOR COUNCIL LEVEL
 HOSPITALS IN TANZANIA

PROJECT TITLE		OUT PATIENT DEPARTMENT	
		ROOF PLAN	
PROJECT NO.		OPD A/301	
DRAWN BY	JMS		
CHECKED BY	SCM		
DATE	19/12/06	SCALE	1:100



SIDE ELEVATION



REAR ELEVATION

Building Section,
Policy Planning Department,
Ministry of Health, Community Development,
Gender, Elderly and Children,
University of Dodoma
College of Humanities and Social Science 11th
Building,
P.O.Box 743
40478 Dodoma

President Office, Regional Administration and
Local Governments
Mkapa Building,
P.O.Box 1923,
41185 Dodoma.

IN COLLABORATION WITH

CLIENT

PRESIDENT'S OFFICE, REGIONAL ADMINISTRATION AND LOCAL
GOVERNMENT SOKOINE BUILDING, P.O.BOX 1923,41185 DODOMA.

PROJECT

STANDARD DESIGN FOR COUNCIL LEVEL
HOSPITALS IN TANZANIA

DRAWING TITLE

OUT PATIENT DEPARTMENT
ELEVATIONS

PROJECT NO

MS

OPD A/202

DRAWN BY

MS

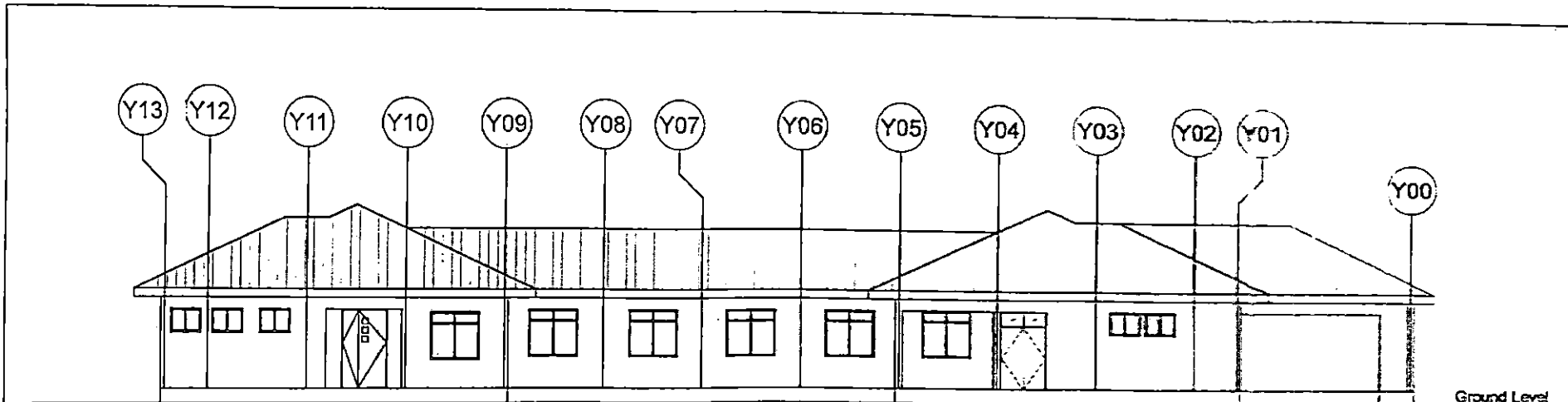
CHECKED BY

MS

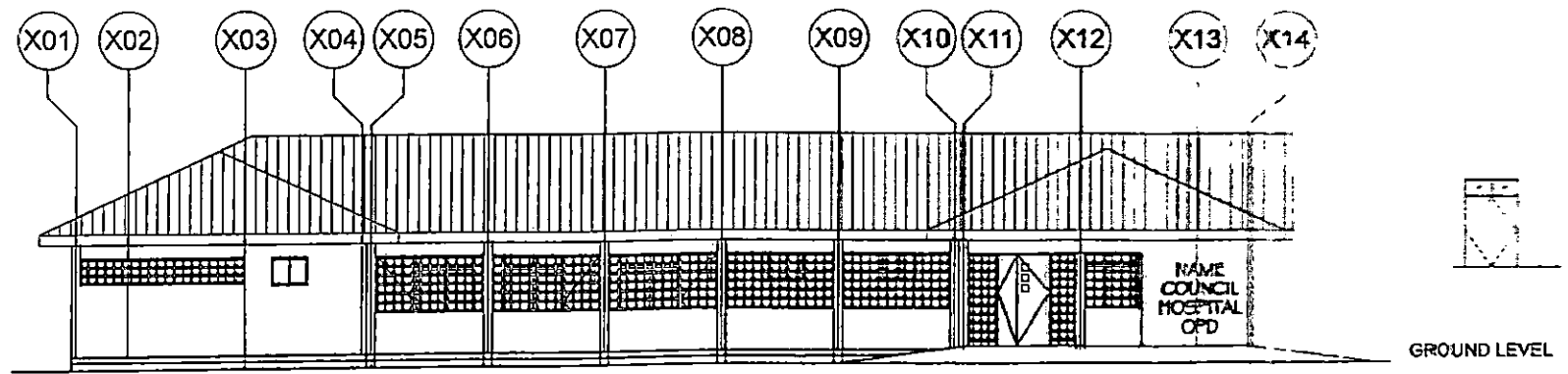
DATE

MS

SCALE



SIDE ELEVATION



FRONT ELEVATION

Building Section,
Policy Planning Department,
Ministry of Health, Community Development,
Gender, Elderly and Children.
University of Dodoma
College of Humanities and Social Science 1st
Building,
P.O.Box 743
40478 Dodoma

BY COLLABORATION WITH

President's Office, Regional Administration and
Local Government
Makapa Building,
P.O.Box 1923,
41185 Dodoma.

CLIENT

PRESIDENT'S OFFICE, REGIONAL ADMINISTRATION AND LOCAL
GOVERNMENT MKAPA BUILDING, P.O. BOX 1923, 41185 DODOMA.

PROJECT
**STANDARD DESIGN FOR COUNCIL LEVEL
HOSPITALS IN TANZANIA**

**OUT PATIENT DEPARTMENT
ELEVATIONS**

PROJECT NO.	DATE	OPD A/201
DRAWN BY	SCALE	
CHECKED BY	DATE	SCALE 1:100

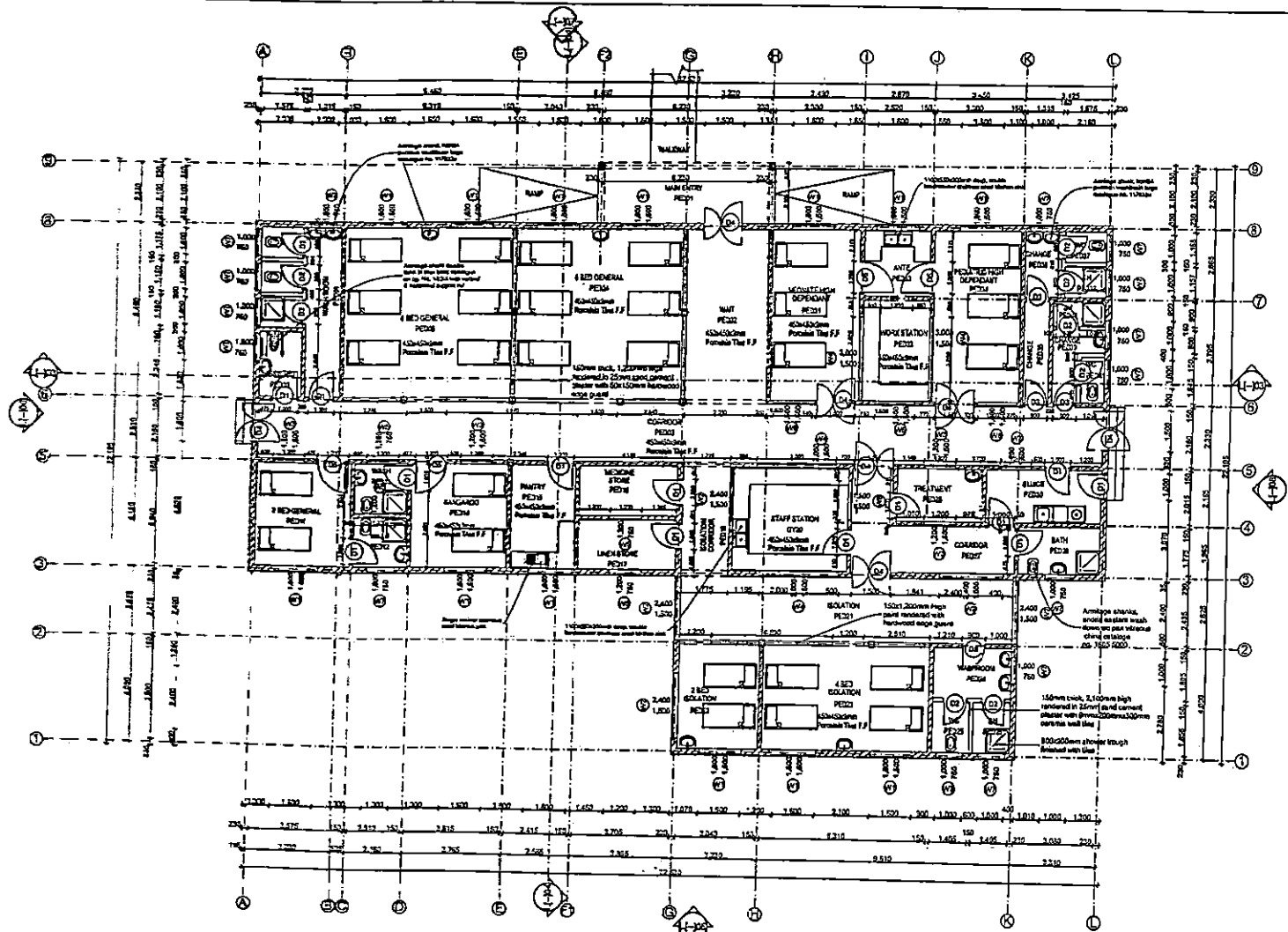
	D1- (9 NO.)	D3- (24 NOS.)	D4- (8 NOS.)		D5- (22 NOS.)	D6- (25 NOS.)
	<p>DOOR ELEVATION FROM OUTSIDE</p>	<p>DOOR ELEVATION</p>	<p>DOOR ELEVATION</p>			
STRUCTURAL OPENING SIZE	1500X2500 MM	1000X2500 MM	1000X2500 MM			
DOOR FRAME	40X140 MM HARDWOOD	40X140 MM HARDWOOD	40X140 MM HARDWOOD			
DOOR TYPE	SOLID CORE FLUSH DOORS	SOLID CORE FLUSH DOORS	SOLID CORE FLUSH DOORS			
INFILL	HARDWOOD	HARDWOODS	HARDWOODS			
IRONMONGERY	3 LEVER UNION MORTICE LOCK 100MM SPRING HINGES (DOUBLE HINGES) (1.5 SET) PUSH PLATE KICK PLATE RUBBER DOOR STOPER(1 SET) 150MM BARRELL BOLTS	3 LEVER UNION MORTICE LOCK 100MM ALUMINIUM BUTT HINGES (1.5 SET) PUSH PLATE RUBBER DOOR STOPER(1 SET) 150MM BARRELL BOLTS	UNION BATH LOCK 100MM ALUMINIUM BUTT HINGES (1.5 SET) PUSH PLATE 150MM BARRELL BOLTS			
LOCATION	THEATRE ROOM, DISPENSING, STORES AND EXITS	CONSULTATION ROOMS	SHOWERS, WCS AND STORES			
DOORS						
<p>Building Section, Policy Planning Department, Ministry of Health, Community Development, Gender, Elderly and Children, University of Dodoma College of Humanities and Social Science 11th Building, P.O.Box 743 40478 Dodoma</p> <p>President Office, Regional Administration and Local Government Mkapa Building, P.O.Box 1923, 41185 Dodoma.</p> <p>IN COLLABORATION WITH</p>				<p>CLIENT PRESIDENT'S OFFICE, REGIONAL ADMINISTRATION AND LOCAL GOVERNMENT SOKOINE BUILDING, P.O.BOX 1923, 41185 DODOMA.</p> <p>PROJECT STANDARD DESIGN FOR COUNCIL LEVEL HOSPITALS IN TANZANIA</p>		<p>DRAWING TITLE OUT PATIENT DEPARTMENT SCHEDULE OF WINDOWS AND DOORS</p> <p>PROJECT NO. _____ DRAWING NO. _____ CHECKED BY _____ DATE _____</p> <p>SCALE 1:50</p>

	D5- (22 NOS.)	D6- (25 NOS.)
STRUCTURAL OPENING SIZE	1000X2500 MM	1000X2500 MM
WINDOW FRAME	ALUMINIUM SQUARE AND RECTANGLE	ALUMINIUM SQUARE AND RECTANGLE
WINDOW TYPE	DOUBLE GLAZED	DOUBLE GLAZED
INFILL	ALUMINIUM MESH	ALUMINIUM MESH
IRONMONGERY	ALUMINIUM	ALUMINIUM
PROFILE	ALUMINIUM	ALUMINIUM
GLASS	ALUMINIUM DOUBLE GLAZED	ALUMINIUM DOUBLE GLAZED
FRAME MATERIALS	ALUMINIUM	ALUMINIUM
COLOUR	ALUMINIUM	ALUMINIUM
PROFILE DEPTH	ALUMINIUM	ALUMINIUM
HARDWARE	ALUMINIUM	ALUMINIUM
SURFACE TREATMENT	ALUMINIUM	ALUMINIUM
LOCATION	CONSULTATION ROOMS, DISPENSING	CONSULTATION ROOMS

ALUMINIUM WINDOWS

DOOR & WINDOW SCHEDULE			
NO.	WIDTH	HEIGHT	TOTAL
D1	1,200mm	2,500mm	13
D2	900mm	2,500mm	9
D3	900mm	2,500mm	4
D4	1,500mm	2,500mm	7
D5	1,200mm	1,500mm	4
W1	1,500mm	500mm	13
W2	2,400mm	500mm	5
W3	1,200mm	500mm	5
W4	3,000mm	500mm	4
W5	1,200mm	750mm	2
W6	1,500mm	500mm	4
W7	1,800mm	500mm	1

TOTAL FLOOR AREA = 37,500M

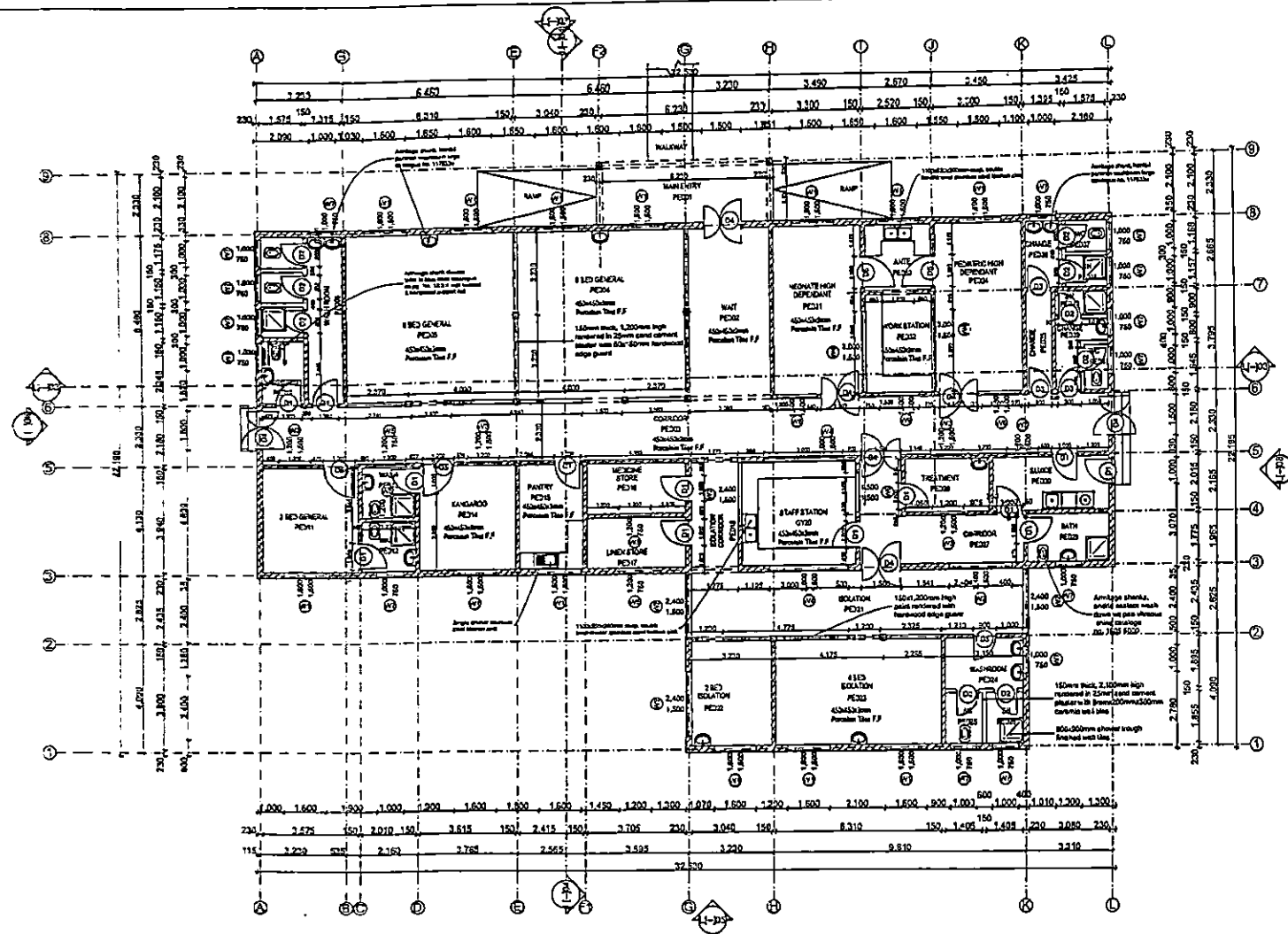


FLOOR PLAN L1-102

Building Sector Planning and Policy Department Ministry of Urban Community Development, Gender Equity and Children University of Dodoma College of Humanities and Social Science III Building, P.O. Box 743, 40473 Dodoma	in Collaboration with President's Office, Regional Administration and Local Government. Mkapa Building, P.O. Box 1923, 4 185 Dodoma	Client PRESIDENT'S OFFICE, REGIONAL ADMINISTRATION AND LOCAL GOVERNMENT, MKAPA BUILDING, P.O. BOX 1923, 41185 DODOMA	Drawing title	
			PEDIATRIC WARD GROUND FLOOR PLAN	
			Project number	PED/A101
			Date	
Drawn by	AAI			
Checked by	DCNM	Scale	1:150	

DOOR & WINDOW SCHEDULE			
NO.	WIDTH	HEIGHT	TOTAL
D1	1,000mm	2,500mm	13
D2	900mm	2,100mm	9
D3	900mm	2,500mm	4
D4	1,500mm	2,500mm	-
D5	1,200mm	2,500mm	4
W1	500mm	500mm	13
W2	2,400mm	1,500mm	5
W3	2,000mm	1,500mm	5
W4	3,000mm	1,500mm	4
W5	200mm	750mm	4
W6	500mm	1,500mm	-
W7	500mm	750mm	-

TOTAL FLOOR AREA = 531 SQM



FLOOR PLAN LI-102

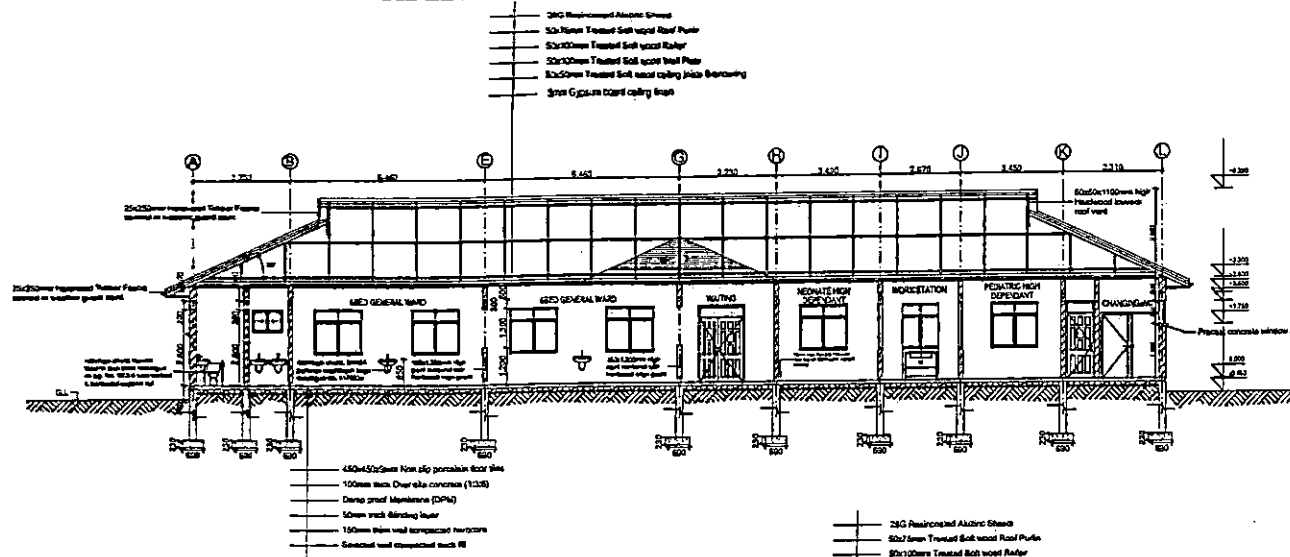
Building Sector
 Planning and Policy Department
 Ministry of Health, Community Development,
 Gender Equity and Children
 University of Dodoma
 College of Commerce and Social Science 1th
 Building, P.O. Box 743,
 40475 Dodoma

In Collaboration with President's Office, Regional Administration
 and Local Government.
 Mkapa Building,
 P.O. Box 1923,
 41185 Dodoma

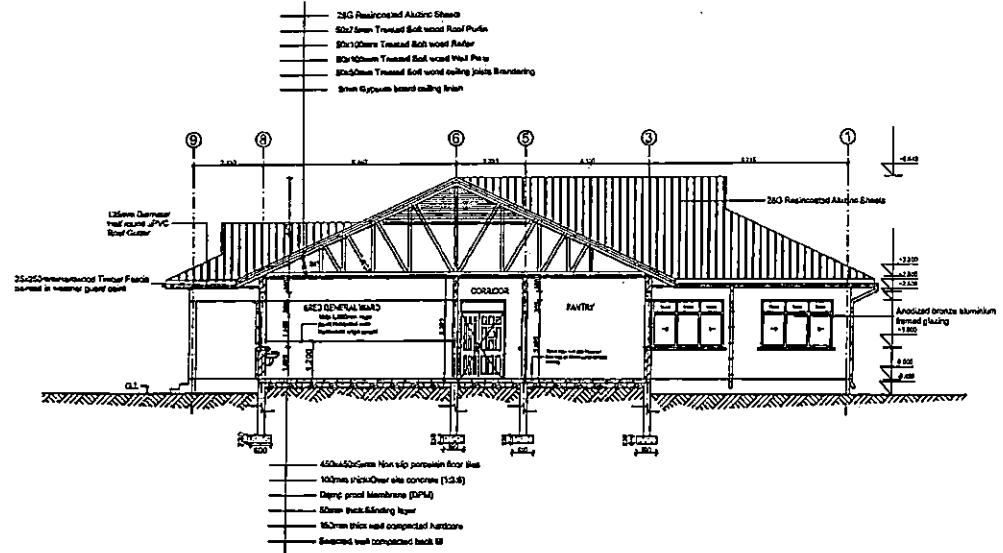
Client
 PRESIDENT'S OFFICE, REGIONAL ADMINISTRATION AND
 LOCAL GOVERNMENT, MKAPA BUILDING,
 P.O. BOX 1923, 41185 DODOMA

Project
 STANDARD DESIGN FOR COUNCIL LEVEL HOSPITALS IN
 TANZANIA

Drawing title		
PEDIATRIC WARD GROUND FLOOR PLAN		
Project number		PED/A101
Date	May, 2018	
Drawn by	AAI	
Checked by	DCNM	
Scale		1:150



SECTION I-I-103



SECTION I-I-104

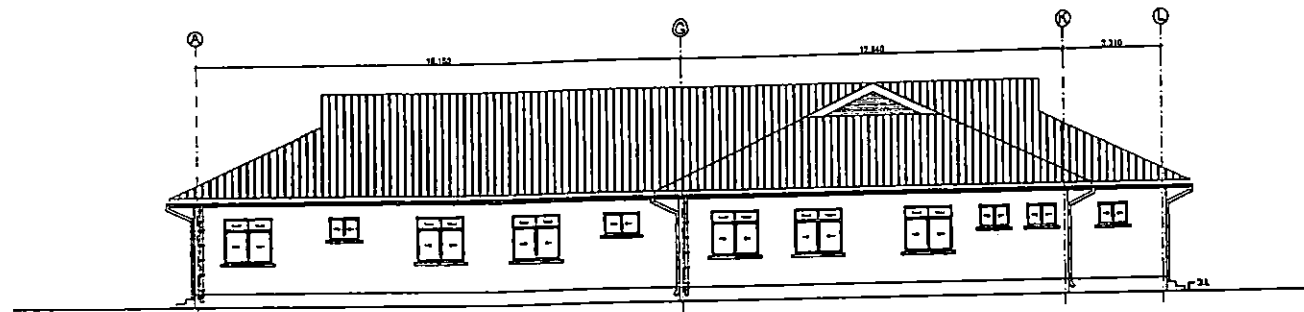
Building Sector
 Planning and Policy Department
 Ministry of Health, Community Development,
 Gender Equality and Children
 University of Dodoma
 College of Humanities and Social Science 11th
 Building, P.O. Box 743,
 40475 Dodoma

In Collaboration with President's Office, Regional Administration
 and Local Government.
 Mkapa Building,
 P.O. Box 1923,
 4 185 Dodoma

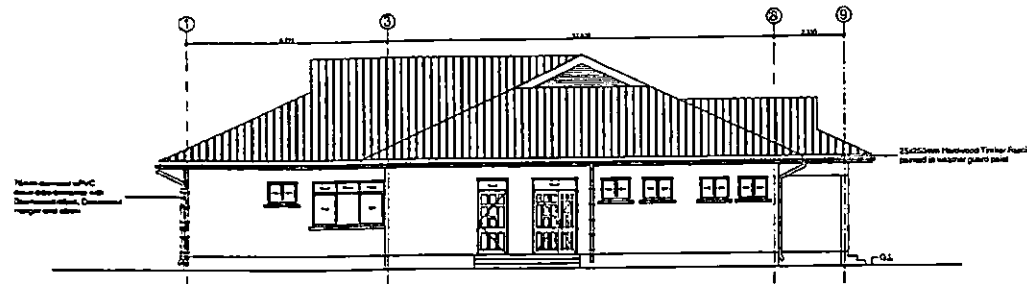
Client
 PRESIDENTS OFFICE, REGIONAL ADMINISTRATION AND
 LOCAL GOVERNMENT, MKAPA BUILDING,
 P.O. BOX 1923, 41185 DODOMA

Project
 STANDARD DESIGN FOR COUNCIL LEVEL HOSPITALS IN
 TANZANIA

Drawing title		PEDIATRIC WARD SECTION	
Project number		PED/AS01	
Date	May, 2018		
Drawn by	AAI		
Checked by	DCNM	Scale	1:150



ELEVATION L[-]105



ELEVATION L[-]108

Building Section
 Planning and Policy Department
 Ministry of Health, Community Development
 Gender Equity and Consumer
 University of Dodoma
 College of Humanities and Social Science 1st th
 Building, P.O. Box 143,
 LGATA Dodoma

in Collaboration with

President's Office, Regional Administration
 and Local Government.
 Mkapa Building,
 P.O. Box 1923,
 41185 Dodoma

Client

PRESIDENT'S OFFICE, REGIONAL ADMINISTRATION AND
 LOCAL GOVERNMENT, MKAPA BUILDING,
 P.O. BOX 1923, 41185 DODOMA

Project

STANDARD DESIGN FOR COUNCIL LEVEL HOSPITALS IN
 TANZANIA

Drawing title

PEDIATRIC WARD
 ELEVATION

Project number

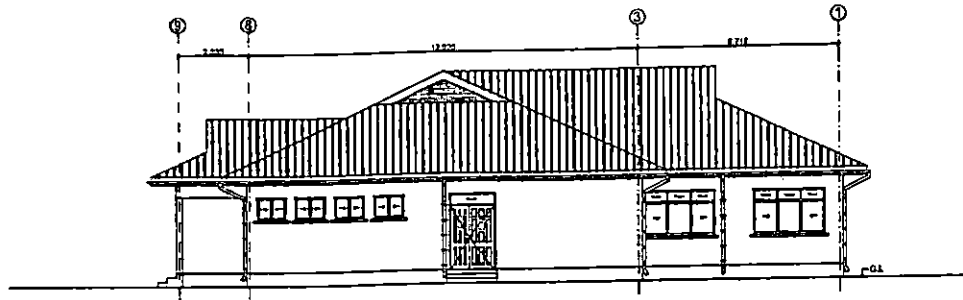
Date May, 2015

Drawn by AAI

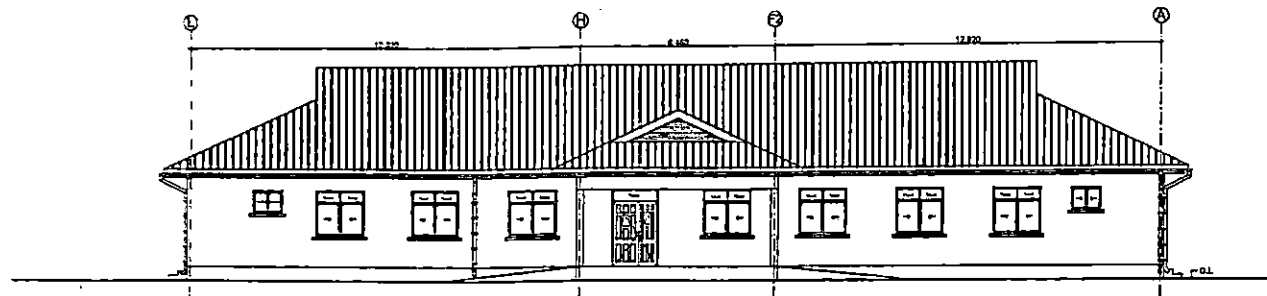
Checked by DCNM

PED/A202

Scale 1:150



ELEVATION L[-]106



ELEVATION L[-]107

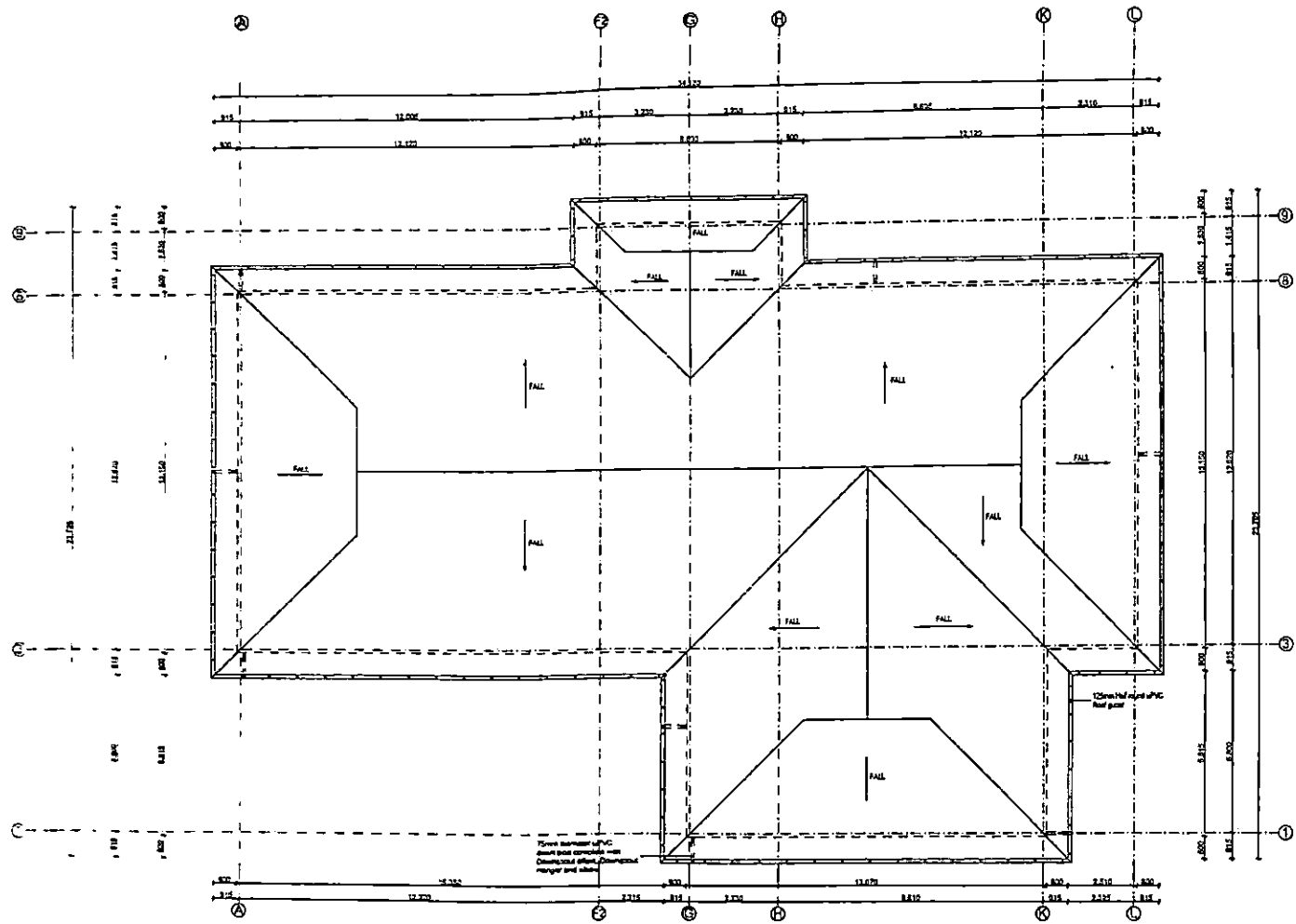
Ewing So Co
 Planning and Policy Development
 Member of East African Community Development
 Sector Board and Director,
 University of Dodoma
 College of Humanities and Social Science
 Ewing, P. O. Box 743
 40475 Dodoma

in Collaboration with President's Office, Regional Administration
 and Local Government.
 Mkapa Building,
 P.O. Box 1923,
 41185 Dodoma

Client
 PRESIDENT'S OFFICE, REGIONAL ADMINISTRATION AND
 LOCAL GOVERNMENT, MKAPA BUILDING,
 P.O. BOX 1923, 41185 DODOMA

Project
 STANDARD DESIGN FOR COUNCIL LEVEL HOSPITALS IN
 TANZANIA

Drawing title		
PEDIATRIC WARD ELEVATION		
Project number	FED/A201	
Date	May, 2018	
Drawn by	AAJ	
Checked by	DCNM	Scale 1:150



ROOF PLAN L[-109

Building Sector
 Planning and Policy Department
 Ministry of Health, Community Development,
 Gender Equity and Children
 University of Dodoma
 College of Humanities and Social Science 1st Floor
 Building, P.O. Box 743,
 40479 Dodoma

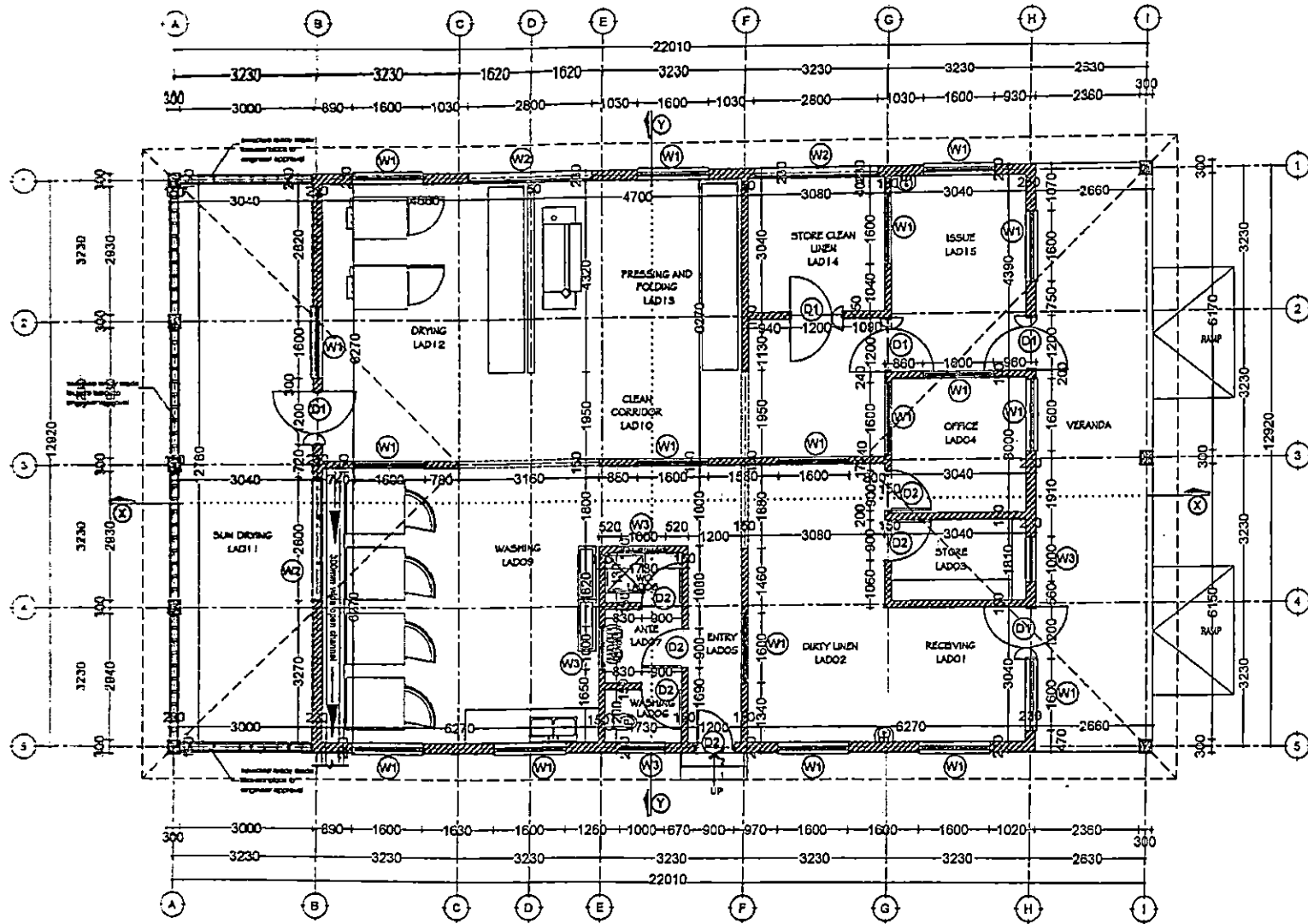
in Collaboration with President's Office, Regional Administration
 and Local Government,
 Mkapa Building,
 P.O. Box 1923,
 41185 Dodoma

Client
 PRESIDENT'S OFFICE, REGIONAL ADMINISTRATION AND
 LOCAL GOVERNMENT, MKAPA BUILDING,
 P.O. BOX 1923, 41185 DODOMA

Project
 STANDARD DESIGN FOR COUNCIL LEVEL HOSPITALS IN
 TANZANIA

Drawing title		PEDIATRIC WARD ROOF PLAN	
Project number			
Date	May, 2018	PED/A/102	
Drawn by	AAI		
Checked by	DCAM	Scale	1:150

DOOR & WINDOW SCHEDULE			
NO.	WIDTH	HEIGHT	TOTAL
D1	1200mm	2500mm	5
D2	900mm	2500mm	6
W1	1600mm	1500mm	18
W2	2800mm	900mm	3
W3	1000mm	750mm	4



GROUND PLAN

SCALE: 1:100

TOTAL AREA = 131sqm

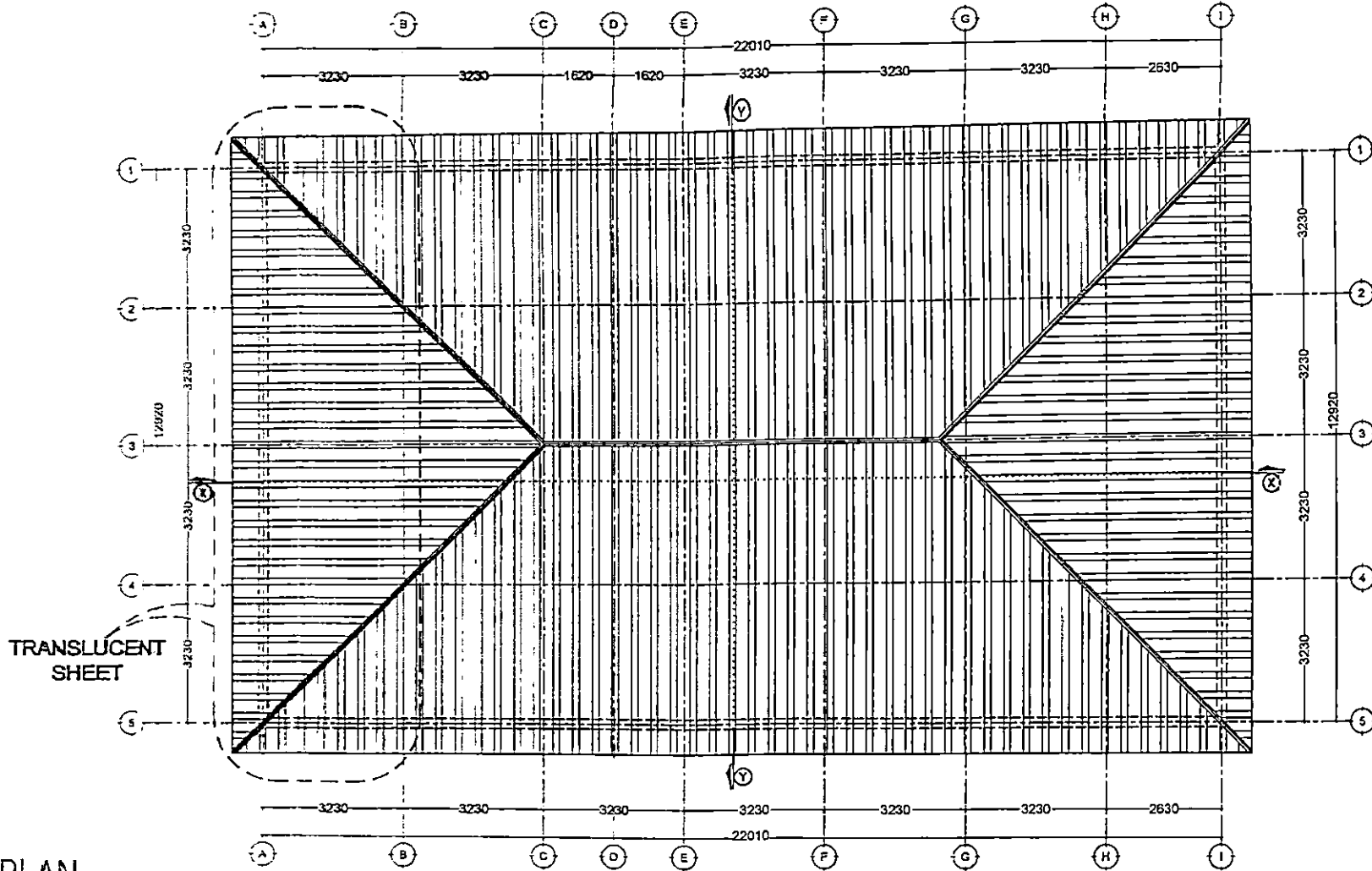
Building Sector
 Planning and Policy Department
 Ministry of Health, Community Development,
 Gender Equality and Children
 University of Dodoma
 College of Humanities and Social Science
 Building, P.O. Box 743,
 43000 Dodoma

In Collaboration with
 President's Office, Regional Administration
 and Local Government,
 Mkapa Building,
 P.O. Box 1923,
 41185 Dodoma

Client
 PRESIDENT'S OFFICE, REGIONAL ADMINISTRATION AND LOCAL GOVERNMENT,
 MKAPA BUILDING, P.O. BOX 1923, 41185 DODOMA

Project
 STANDARD DESIGN FOR COUNCIL LEVEL HOSPITALS IN TANZANIA

Drawing title	
LAUNDRY BLOCK Ground Floor plan	
Project number	LAD A/101
24 APRIL 2018	
Drawn by	JCR
Checked by	OCNM
	Scale 1:100



ROOF PLAN
SCALE: 1:100

Building Section
Planning and Policy Department
Ministry of Health, Community Development
Gender Equity and Children
University of Dodoma
College of Humanities and Social Science
Building, P.O. Box 742
4047 Dodoma

In Collaboration with

President's Office, Regional Administration
and Local Government,
Mkapa Building,
P.O. Box 1923
4055 Dodoma

Client

PRESIDENT'S OFFICE, REGIONAL ADMINISTRATION AND LOCAL GOVERNMENT,
MKAPA BUILDING, P.O. BOX 1923, 41185 DODOMA

Project

STANDARD DESIGN FOR COUNCIL LEVEL HOSPITALS IN TANZANIA

Drawing title

LAUNDRY BLOCK
Roof Plan

Project number

24 APRIL 2018

LAD A/101

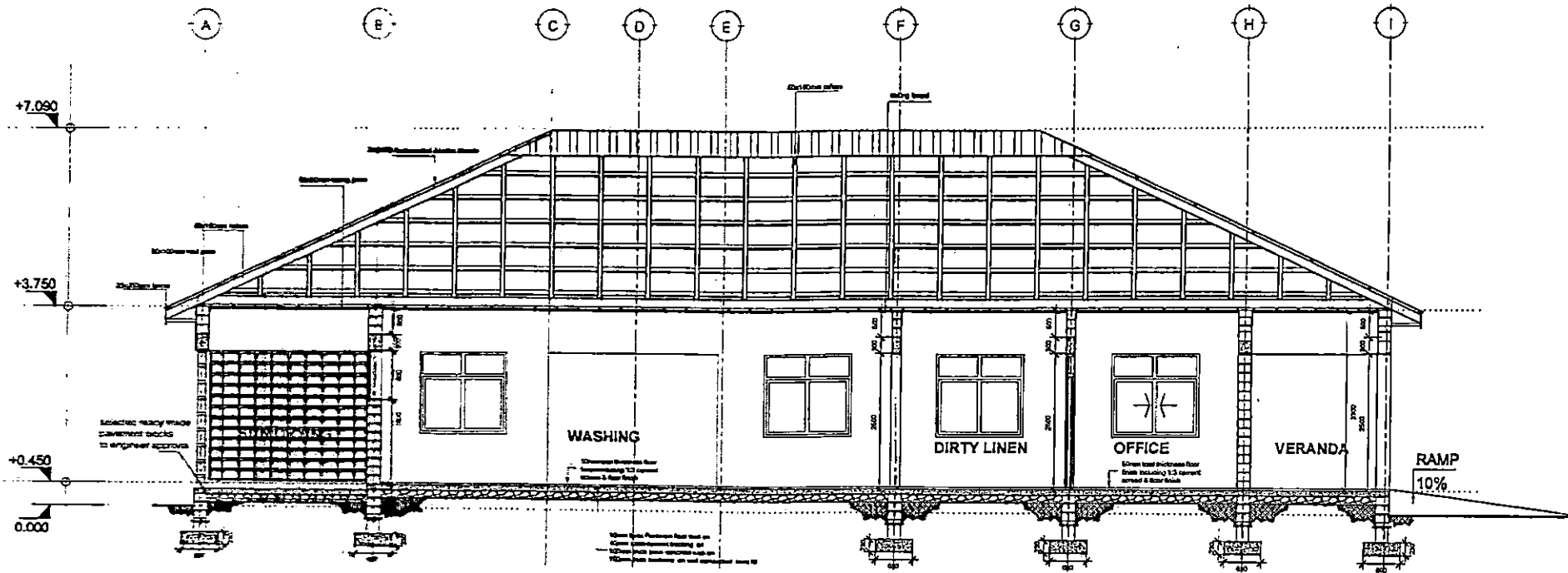
Drawn by

JCR

Checked by

DCNM

Scale 1:100



SECTION Y:Y
SCALE: 1:50

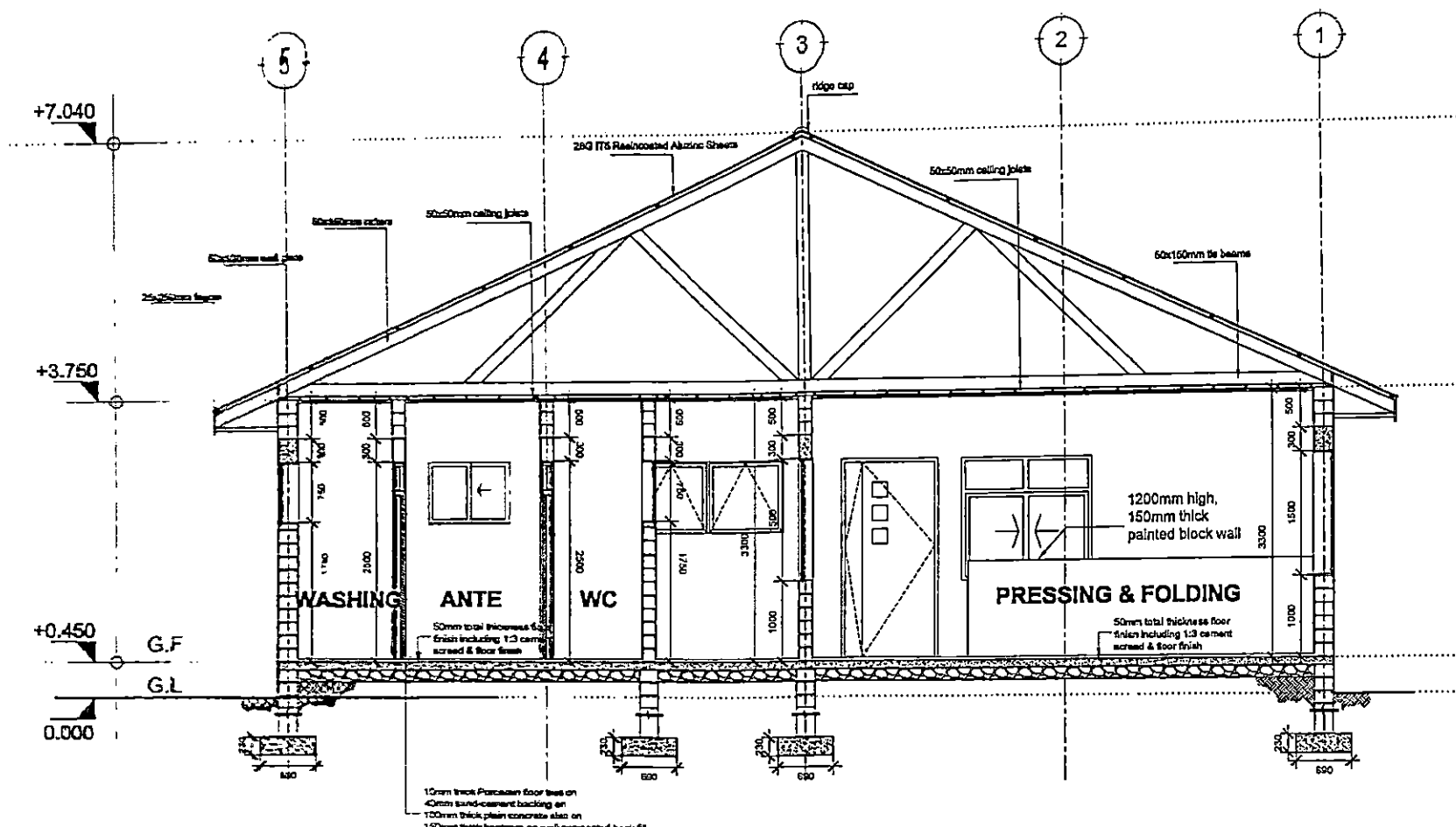
Building Sector
Planning and Policy Department
Ministry of Health, Community Development,
Gender Equity and Children,
University of Dodoma
College of Humanities and Social Science
Building, P.O. Box 143,
40176 Dodoma

In Collaboration with
President's Office, Regional Administration
and Local Government,
Mkapa Building,
P.O. Box 1973,
41095 Dodoma

Client
PRESIDENT'S OFFICE, REGIONAL ADMINISTRATION AND LOCAL GOVERNMENT,
MKAPA BUILDING, P.O. BOX 1923, 41185 DODOMA

Project
STANDARD DESIGN FOR COUNCIL LEVEL HOSPITALS IN TANZANIA

Drawing title	
LAUNDRY BLOCK	
Sections	
Project number	LAD A/101
24 APRIL 2018	
Drawn by	JCR
Checked by	DCNM
Scale	1:50



SECTION X:X
SCALE: 1:50

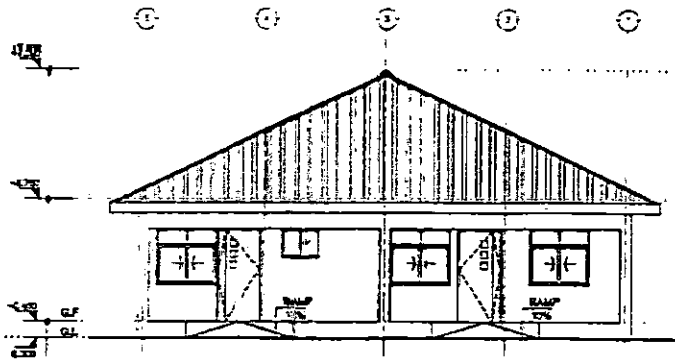
Building Sector
Planning and Policy Department
Ministry of Health, Community Development,
Gender Equality and Children
University of Dodoma
College of Humanities and Social Science
Dodoma, P.O. Box 743
20476 Dodoma

In Collaboration with
President's Office, Regional Administration
and Local Government,
Mkapa Building,
P.O. Box 1923,
41185 Dodoma

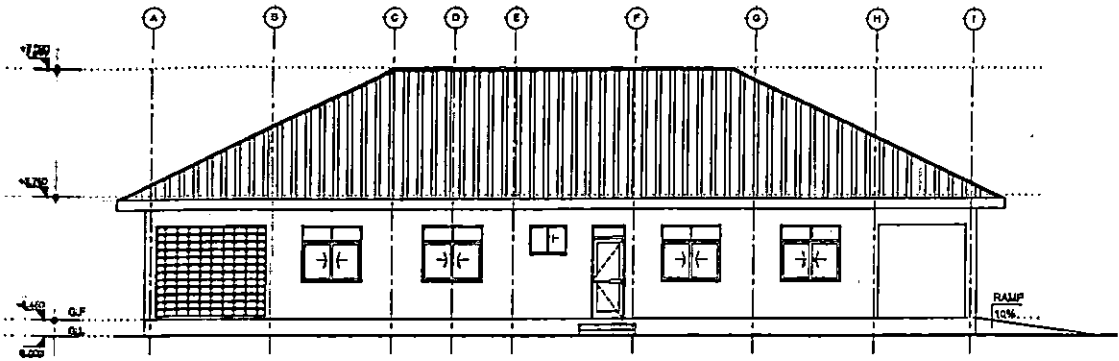
Client:
PRESIDENT'S OFFICE, REGIONAL ADMINISTRATION AND LOCAL GOVERNMENT,
MKAPA BUILDING, P.O. BOX 1923, 41185 DODOMA

Project:
5TH STANDARD DESIGN FOR COUNCIL LEVEL HOSPITALS IN TANZANIA

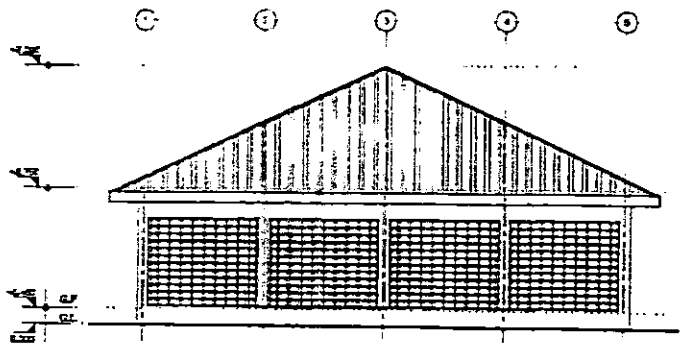
Drawing title	
LAUNDRY BLOCK Section X:X	
Project number	24 APRIL 2018
24 APRIL 2018	LAD A/101
Drawn by	JCR
Checked by	DCNM
	Scale 1:150



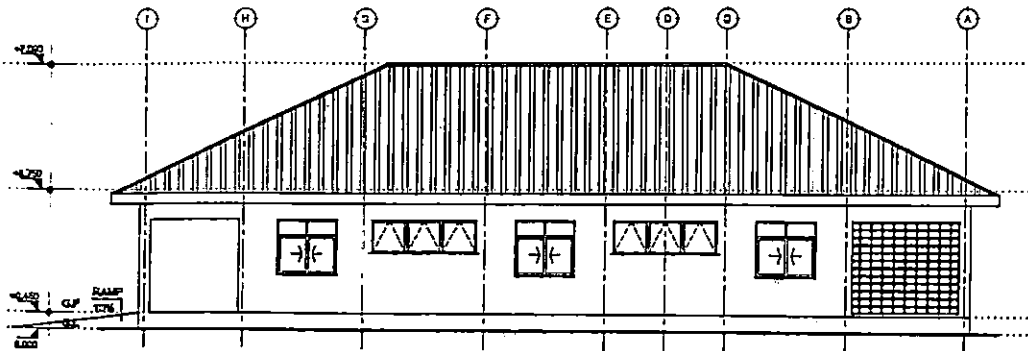
FRONT ELEVATION



RIGHT SIDE ELEVATION



REAR ELEVATION



LEFT SIDE ELEVATION

ELEVATIONS
SCALE: 1:100

Building Section
Planning and Policy Department
Ministry of Health, Community Development,
Gender Equity and Children
University of Dodoma
College of Humanities and Social Sciences
Building, P.O. Box 743,
10178 Dodoma

In Collaboration with

President's Office - Regional Administration
and Local Government
Mwata Bakoma,
P.O. Box 1923,
41185 Dodoma

Client

PRESIDENT'S OFFICE, REGIONAL ADMINISTRATION AND LOCAL GOVERNMENT,
MKAPA BUILDING, P.O. BOX 1923, 41185 DODOMA

Project

STANDARD DESIGN FOR COUNCIL LEVEL HOSPITALS IN TANZANIA

Drawing title

LAUNDRY BLOCK
Elevations

Project number

24 APRIL 2018

LAD A/101

Drawn by

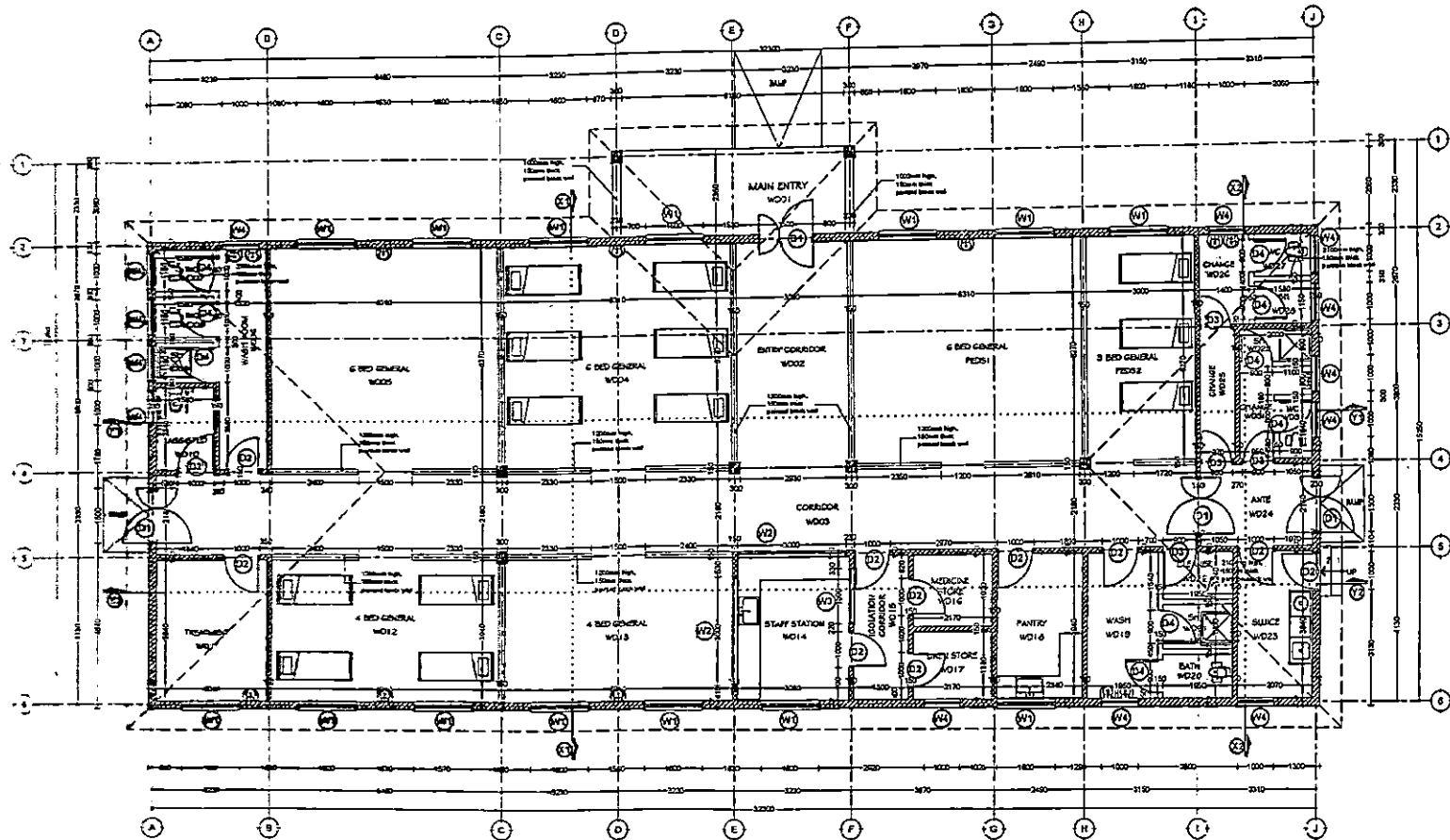
JCR

Checked by

DCNM

Scale 1:100

DOOR & WINDOW SCHEDULE			
NO.	WIDTH	HEIGHT	TOTAL
D1	1500mm	2500mm	4
D2	1000mm	2500mm	11
D3	900mm	2500mm	4
D4	900mm	2100mm	9
W1	1600mm	1500mm	14
W2	3000mm	1500mm	2
W3	1500mm	1500mm	1
W4	1000mm	750mm	13



GROUND PLAN

SCALE: 1:100

TOTAL AREA = 444sqm

Building Sector
 Planning and Policy Department
 Ministry of Health, Community Development,
 Gender Equality and Children
 University of Dodoma
 College of Humanities and Social Science
 Building, P.O. Box 743,
 40478 Dodoma

In Collaboration with
 President's Office, Regional Administration
 and Local Government,
 Micasa Building,
 P.O. Box 1923,
 40185 Dodoma

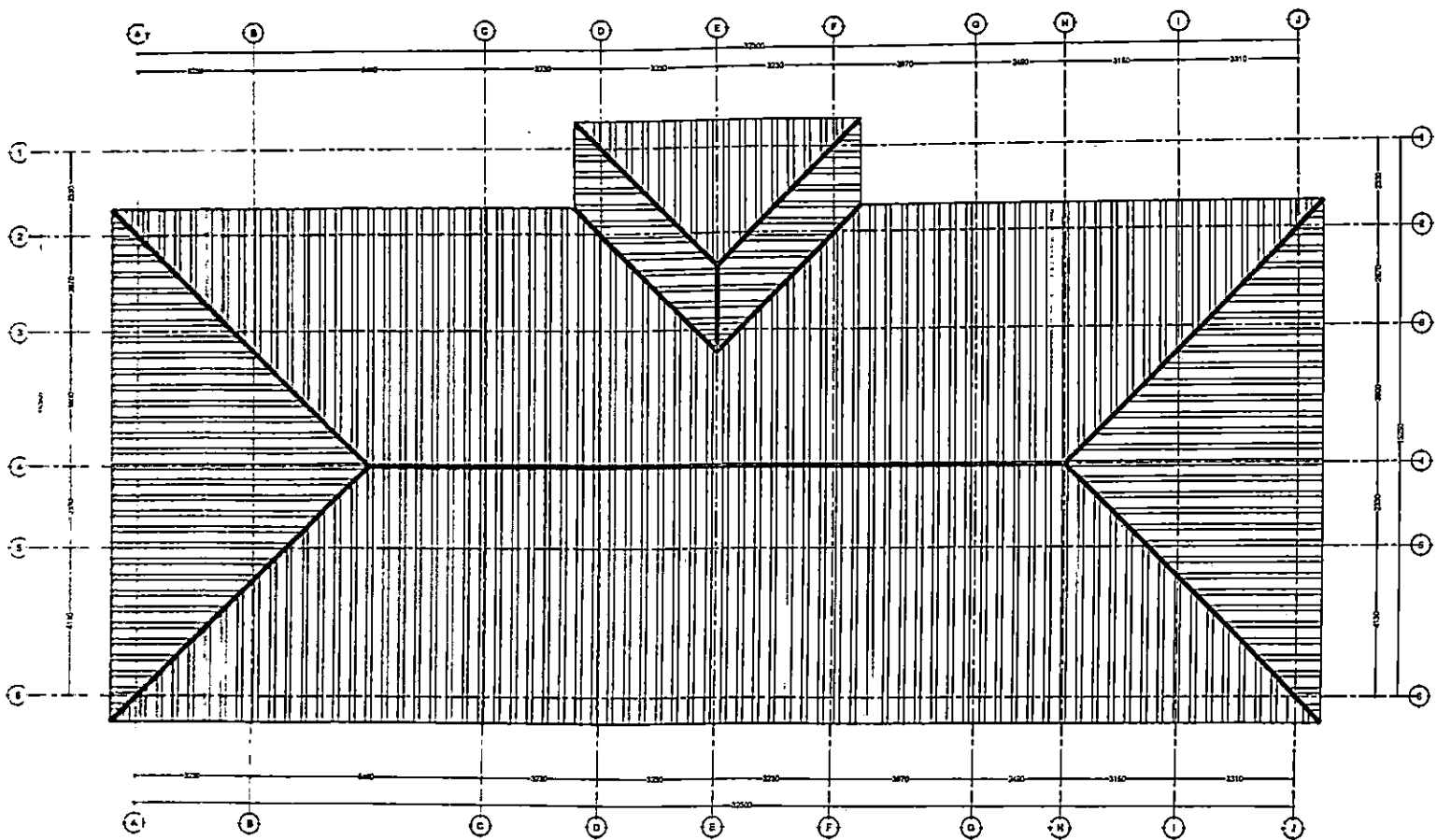
Client
 PRESIDENT'S OFFICE, REGIONAL ADMINISTRATION AND LOCAL GOVERNMENT,
 MKAPA BUILDING, P.O. BOX 1923, 41185 DODOMA

Project
 STANDARD DESIGN FOR COUNCIL LEVEL HOSPITALS IN TANZANIA

Drawing title
 SURGICAL & MEDICAL
 WARDS

Ground Floor plan

Project number	
24 APRIL 2018	SMW AJ/01
Drawn by JCR	
Checked by DCNM	Scale 1:100



ROOF PLAN
SCALE: 1:100

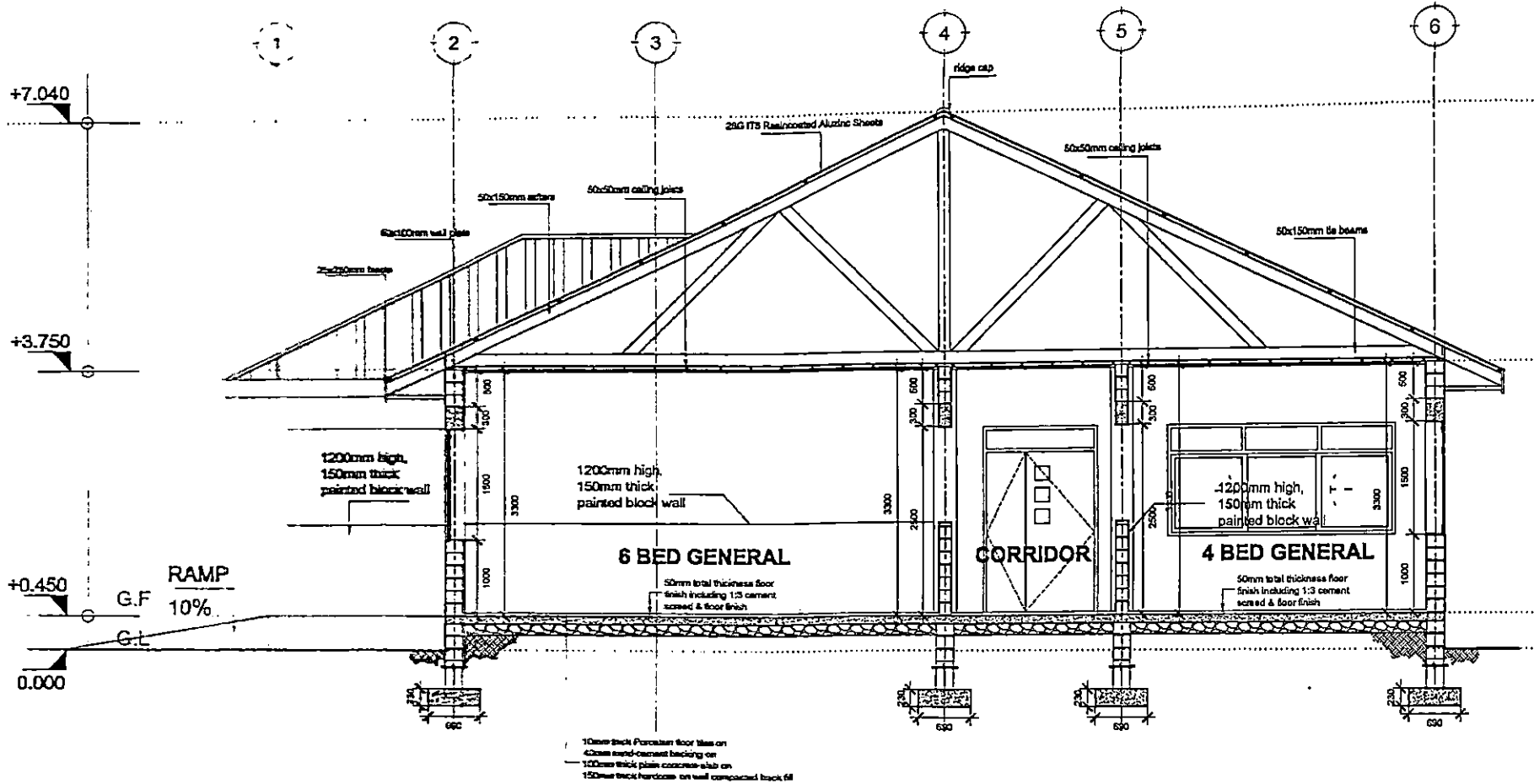
Building Section
Planning and Policy Department
Ministry of Health, Community Development,
Gender Equity and Children
University of Dodoma
College of Humanities and Social Science
Building, P.O. Box 745
40475 Dodoma

In Collaboration with
President's Office, Regional Administration
and Local Government
Health Building
P.O. Box 1923
41185 Dodoma

Client
**PRESIDENT'S OFFICE, REGIONAL ADMINISTRATION AND LOCAL GOVERNMENT,
MKAPA BUILDING, P.O. BOX 1923, 41185 DODOMA**

Project
STANDARD DESIGN FOR COUNCIL LEVEL HOSPITALS IN TANZANIA

Drawing title SURGICAL & MEDICAL WARDS	
Roof Plan	
Project number	SMW A/102
24 APRIL 2018	
Drawn by	JCR
Checked by	DCNM
	Scale 1:100



SECTION X1:X1
SCALE: 1:50

Building Sector
Planning and Policy Department
Ministry of Health, Community Development,
Gender Equity and Children
University of Dodoma
College of Humanities and Social Science
Dodoma, P.O. Box 7-23,
40475 Dodoma

In Collaboration with

President's Office, Regional Administration
and Local Government
Morogoro Division
P.O. Box 1923
1185 Dodoma

Client:

PRESIDENT'S OFFICE, REGIONAL ADMINISTRATION AND LOCAL GOVERNMENT,
MKAPA BUILDING, P.O. BOX 1923, 41185 DODOMA

Project:

STANDARD DESIGN FOR COUNCIL LEVEL HOSPITALS IN TANZANIA

Drawing title
**SURGICAL & MEDICAL
WARDS**
Section X1:X1

Project number

24 APRIL 2018

SMW A/105

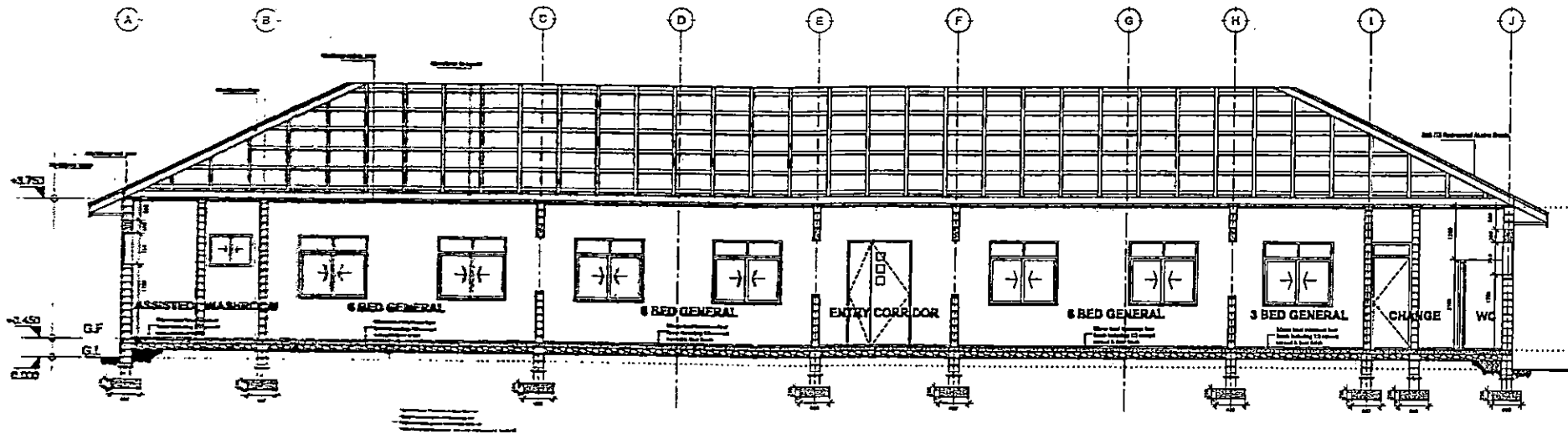
Drawn by

JCR

Checked by

DCNM

Scale 1:150



SECTION Y1:Y1
SCALE: 1:100

Building Sector
Planning and Policy Department
Ministry of Health, Community Development
Gender Equity and Children
University of Dodoma
College of Humanities and Social Science I
Building, P.O. Box 743,
40473 Dodoma

In Collaboration with

President's Office, Regional Administration
and Local Government
Mkapa Building,
P.O. Box 1923
41 85 Dodoma

Client

PRESIDENT'S OFFICE, REGIONAL ADMINISTRATION AND LOCAL GOVERNMENT,
MKAPA BUILDING, P.O. BOX 1923, 41 85 DODOMA

Project

STANDARD DESIGN FOR COUNCIL LEVEL HOSPITALS IN TANZANIA

Drawing title
SURGICAL & MEDICAL
WARDS

Section Y1:Y1

Project number

24 APRIL 2018

SMW A/103

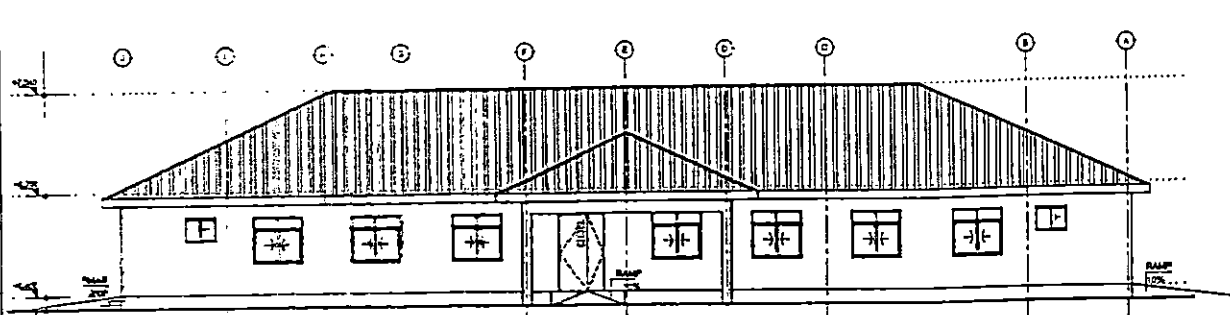
Drawn by

JCR

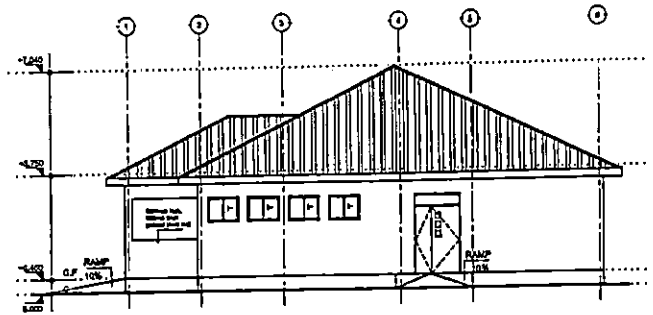
Checked by

DCNM

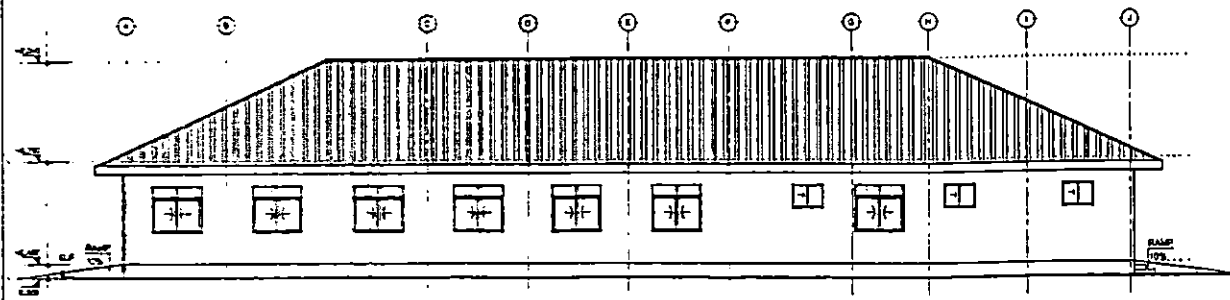
Scale 1:100



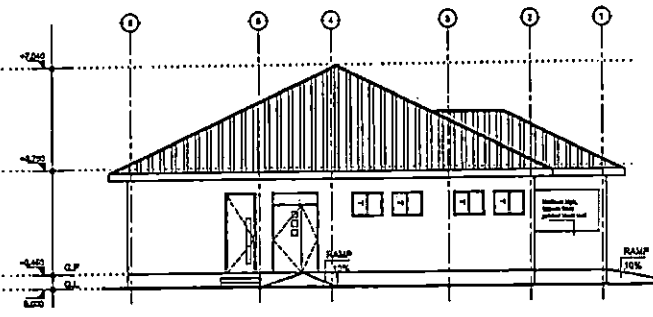
FRONT ELEVATION



RIGHT SIDE ELEVATION



REAR ELEVATION



LEFT SIDE ELEVATION

ELEVATIONS
SCALE: 1:100

Building Section
Planning and Policy Department
Ministry of Health, Community Development,
Gender Equity and Cooperatives
University of Dodoma
College of Architecture and Socio Science
Building, P.O. Box 143
43478 Dodoma

In Collaboration with
President's Office, Regional Administration
and Local Government,
Mkapa Building,
P.O. Box 1923
41185 Dodoma

Client
PRESIDENT'S OFFICE, REGIONAL ADMINISTRATION AND LOCAL GOVERNMENT,
MKAPA BUILDING, P.O. BOX 1923, 41185 DODOMA

Project
STANDARD DESIGN FOR COUNCIL LEVEL HOSPITALS IN TANZANIA

Drawing title SURGICAL & MEDICAL WARDS Elevations	
Project number 24 APRIL 2016	SMW A/107
Drawn by JCR	Scale 1:100
Checked by DCNM	